

# 2011 Health Manpower Survey on Chinese Medicine Practitioners

## 2011 年有關中醫師的醫療衛生服務人力統計調查

### Key Findings

#### 結果摘要

- The Chinese medicine practitioners covered in the 2011 HMS were Chinese medicine practitioners registered\* with the Chinese Medicine Council of Hong Kong or entered on the list of listed Chinese medicine practitioners maintained by the Chinese Medicine Council of Hong Kong under the Chinese Medicine Ordinance (Chapter 549) as at the survey reference date - 31.8.2011.
- The number of Chinese medicine practitioners covered was 9 077.
- Of the 9 077 Chinese medicine practitioners covered, 6 243 (68.8%) were registered Chinese medicine practitioners, 71 (0.8%) were Chinese medicine practitioners with limited registration and 2 763 (30.4%) were listed Chinese medicine practitioners.
- Of the 9 077 Chinese medicine practitioners covered, 2 794 had responded to the survey, giving an overall response rate of 30.8%. Analysed by the type of Chinese medicine practitioners, the response rate of registered Chinese medicine practitioners was 35.3%, while that of Chinese medicine practitioners with limited registration and listed Chinese medicine practitioners were 36.6% and 20.4% respectively.
- 2011 年的醫療衛生服務人力統計調查，涵蓋截至調查點算當日(即 2011 年 8 月 31 日)已根據《中醫藥條例》(第 549 章)的規定向香港中醫藥管理委員會註冊\*的中醫或列入由香港中醫藥管理委員會備存的表列中醫名單內的中醫。
- 所涵蓋中醫師的人數為 9 077 名。
- 在涵蓋的 9 077 名中醫師中，註冊中醫佔 6 243 名(68.8%)，有限制註冊中醫佔 71 名(0.8%)，而表列中醫佔 2 763 名(30.4%)。
- 在統計調查所涵蓋的 9 077 名中醫師中，有 2 794 名作出回應，整體回應率為 30.8%。按中醫類型分析，註冊中醫的回應率為 35.3%，有限制註冊中醫及表列中醫的回應率分別為 36.6% 及 20.4%。

### Registered Chinese Medicine Practitioners

### 註冊中醫

- Of the 2 204 responding registered Chinese medicine practitioners, 1 939 (88.0%) were economically active<sup>†‡</sup> (active) whereas 265 (12.0%) reported to be economically inactive<sup>†§</sup> (inactive) in the local Chinese medicine profession (See Chart A).
- Of the 1 939 active registered Chinese medicine practitioners, 1 884 (97.2%) were practising in the local Chinese medicine profession, 17 (0.9%) were seeking jobs, 12 (0.6%) were having temporary sickness and 26 (1.3%) were waiting to take up new jobs, starting business at subsequent date, believing no work available or expecting to return to their original jobs in the local Chinese medicine profession during the 30 days before the survey.
- 在回應的 2 204 名註冊中醫中，有 1 939 名(88.0%)在本港中醫專業從事經濟活動<sup>†‡</sup> (在職)，有 265 名(12.0%)據報並非在本港中醫專業從事經濟活動<sup>†§</sup> (非在本港從事業內工作)(見圖A)。
- 在 1 939 名在職註冊中醫中，1 884 名(97.2%)在本港從事中醫專業工作，在統計日前 30 天內，17 名(0.9%)正在找尋中醫專業工作，12 名(0.6%)暫時有病在身及 26 名(1.3%)註冊中醫正等待上任新的中醫專業工作、即將開展中醫專業的生意、相信中醫專業工作暫無空缺或期待重返原任的中醫專業崗位。

\* Includes all registered Chinese medicine practitioners and Chinese medicine practitioners with limited registration.  
包括所有註冊中醫及有限制註冊中醫。

† In the survey, the criteria used in defining economically active / inactive followed those recommended by the International Labour Organization, which are also being used by the Census and Statistics Department in Hong Kong.

是次統計調查中用以界定從事經濟活動及非從事經濟活動的準則，均參照國際勞工組織所提出並獲香港政府統計處所採用的建議。

‡ “Economically active” registered Chinese medicine practitioners comprised all “employed” and “unemployed” registered Chinese medicine practitioners. “Employed” registered Chinese medicine practitioners referred to those registered Chinese medicine practitioners practising in the Chinese medicine profession in Hong Kong during the survey period, while “unemployed” registered Chinese medicine practitioners referred to those registered Chinese medicine practitioners who (a) were not practising in the Chinese medicine profession during the survey period; (b) had been available for work during the seven days before the survey; and (c) had sought work in the Chinese medicine profession during the 30 days before the survey.

“從事經濟活動”的註冊中醫包括所有“就業”及“待業”的註冊中醫。“就業”註冊中醫是指統計調查期間在本港從事中醫專業的註冊中醫，而“待業”註冊中醫則指(a)在統計調查期間並非在本港從事中醫專業；(b)在統計日前 7 天內能夠上班及(c)在統計日前 30 天內正在找尋中醫專業工作的註冊中醫。

§ “Economically inactive” registered Chinese medicine practitioners comprised the registered Chinese medicine practitioners who were not practising in the Chinese medicine profession in Hong Kong during the survey period, but excluding those who had been on leave during the survey period and who were “economically active” but “unemployed”.

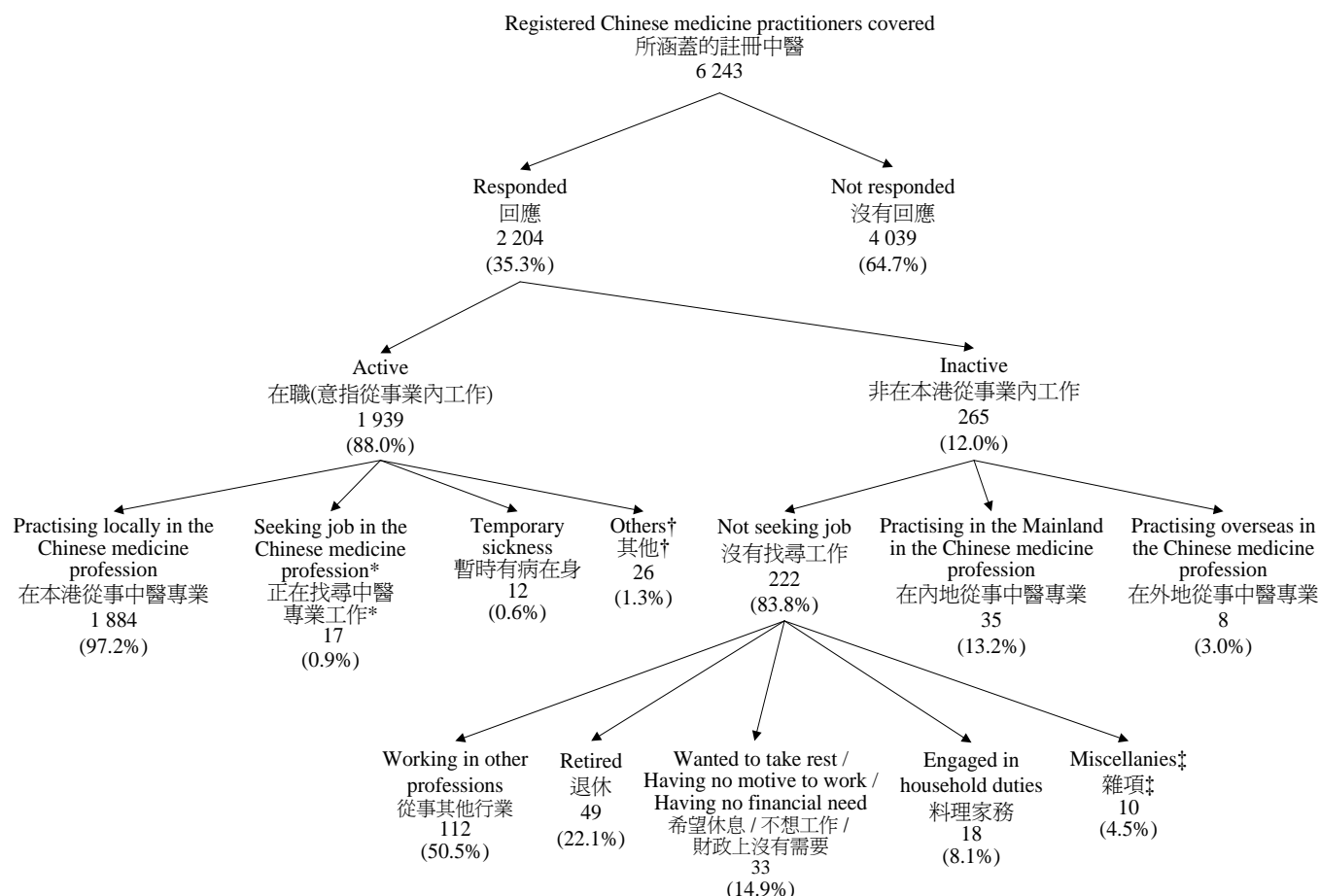
“非從事經濟活動”的註冊中醫包括在統計調查期間並非在本港從事中醫專業的註冊中醫，但不包括在統計調查期間休假及“從事經濟活動”但“待業”的註冊中醫。

- The survey findings presented below were based on the 1 884 responding registered Chinese medicine practitioners practising in the local Chinese medicine profession as at 31.8.2011. As some questionnaires contained missing information, percentages presented below may not add up to 100%.
- (i) One registered Chinese medicine practitioner did not indicate the sex. Of the remaining 1 883 active registered Chinese medicine practitioners enumerated, 1 274 (67.7%) were male and 609 (32.3%) were female, giving an overall sex ratio of 209 (males per 100 females). Nine registered Chinese medicine practitioners did not indicate their age and the median age of the remaining 1 875 active registered Chinese medicine practitioners enumerated was 58.0 years.
- (ii) Distribution by sector of the main job\* showed that 1 661 (88.2%) were working in the private sector, followed by 109 (5.8%) in the subvented sector, 53 (2.8%) in the Government and academic sectors, and 50 (2.7%) in the Hospital Authority.
- (iii) 70.1% spent most of their working time on general practice, followed by 14.2% on bone-setting and 11.3% on acupuncture.
- (iv) The median number of hours of work (excluding meal breaks) per week of the 1 884 active registered Chinese medicine practitioners enumerated was 44.0 hours. 243 (12.9%) registered Chinese medicine practitioners were required to undertake on-call duty (excluding normal duty), with a median of 10.0 hours of on-call duty (excluding normal duty) per week.
- 下文所載的統計調查結果，是根據 1 884 名於 2011 年 8 月 31 日在本港從事中醫專業的註冊中醫所提供的資料而製備的。由於部分問卷資料不全，下文所載的百分比總和可能不等於 100%。
- (i) 一名註冊中醫沒有註明性別，在餘下的1 883名經點算在職註冊中醫中，1 274名(67.7%) 為男性，609名(32.3%) 為女性，整體性別比率(每百名女性的男性人數)為209。九名註冊中醫沒有註明年齡，而餘下的1 875 名經點算在職註冊中醫的整體年齡中位數為58.0歲。
- (ii) 按主要職位\*所屬機構類型劃分的分布資料顯示，1 661名(88.2%) 註冊中醫在私營機構工作，其餘依次為109名(5.8%) 在資助機構工作、53名(2.8%)在政府及學術機構工作及50名(2.7%) 在醫院管理局工作。
- (iii) 70.1% 把大部分工作時間用於中醫全科，其餘依次為骨傷 (14.2%) 及針灸 (11.3%)。
- (iv) 經點算的1 884名在職註冊中醫每週工作時數中位數(不計用膳時間)為44.0小時。243 名(12.9%)註冊中醫在現任職位中需作隨時候召工作(不計日常職務時間)，每週隨時候召工作(不計日常職務時間)時數中位數為10.0小時。
- Among the 265 inactive registered Chinese medicine practitioners (See Chart A):-
- (i) 35 registered Chinese medicine practitioners reported practising in the Mainland and eight reported practising overseas.
- (ii) 222 registered Chinese medicine practitioners reported not practising in the Chinese medicine profession in Hong Kong and not seeking job in the local Chinese medicine profession during the 30 days before the survey. The reasons reported for not seeking job included: 112 (50.5%) were working in other professions, 49 (22.1%) were retired, 33 (14.9%) wanted to take rest / having no motive to work / having no financial need and 18 (8.1%) were engaged in household duties, etc.
- 非在本港從事業內工作 265 名的註冊中醫(見圖甲):
- (i) 35名註冊中醫據報在內地執業及有八名在外地執業。
- (ii) 222名註冊中醫據報並非在本港從事中醫專業工作，而在統計日前30天內亦無找尋業內工作。沒有尋找業內工作的原因包括：112名(50.5%)從事其他行業、49名(22.1%)退休、33名(14.9%)希望休息／不想工作／財政上沒有需要及18名(8.1%)料理家務等項目。

\* Main jobs referred to the jobs in which the registered Chinese medicine practitioners had spent most of their working time.  
主要職位是指佔註冊中醫大部分工作時間的職位。

**Chart A : Activity Status of Registered Chinese Medicine Practitioners Covered**

**圖甲： 所涵蓋註冊中醫的經濟活動身分**



Notes : \* Figure refers to the number of responding registered Chinese medicine practitioners who (a) were not practising in the Chinese medicine profession in Hong Kong during the survey period; (b) had been available for work during the seven days before the survey; and (c) had sought work in the Chinese medicine profession during the 30 days before the survey.

有關數字指(a)在統計調查期間並非在本港從事中醫專業；(b)在統計日前 7 天內能夠上班及(c)在統計日前 30 天內正在找尋中醫專業工作的註冊中醫人數。

† Figure refers to the number of responding registered Chinese medicine practitioners who (a) were not practising in the Chinese medicine profession in Hong Kong during the survey period; (b) had been available for work during the seven days before the survey; and (c) were waiting to take up new jobs, starting business at subsequent date, believing no work available or expecting to return to their original jobs in the local Chinese medicine profession during the 30 days before the survey.

有關數字指(a)在統計調查期間並非在本港從事中醫專業；(b)在統計日前 7 天內能夠上班及(c)在統計日前 30 天正等待上任新的中醫專業工作、即將開展中醫專業生意、相信中醫專業工作暫無空缺或期待重返原任的中醫專業崗位的註冊中醫人數。

‡ Figure refers to the number of responding registered Chinese medicine practitioners who reported undertaking study, emigrated, etc.

有關數字指進修及移民等項目的註冊中醫人數。

Percentages may not add up to 100% due to rounding.

由於進位關係，百分比的總和可能不等於 100%。

## Chinese Medicine Practitioners with Limited Registration

## 有限制註冊中醫

- Of the 26 responding Chinese medicine practitioners with limited registration, all were economically active\*† (active) in the local Chinese medicine profession (See Chart B).
- The 26 active Chinese medicine practitioners with limited registration were all practising in the local Chinese medicine profession.

- 在回應的 26 名有限制註冊中醫中，全部均在本港中醫專業從事經濟活動\*†(在職)(見圖乙)。
- 26 名在職的有限制註冊中醫，全部均在本港從事中醫專業工作。

\* In the survey, the criteria used in defining economically active / inactive followed those recommended by the International Labour Organization, which are also being used by the Census and Statistics Department in Hong Kong.

是次統計調查中用以界定從事經濟活動及非從事經濟活動的準則，均參照國際勞工組織所提出並獲香港政府統計處所採用的建議。

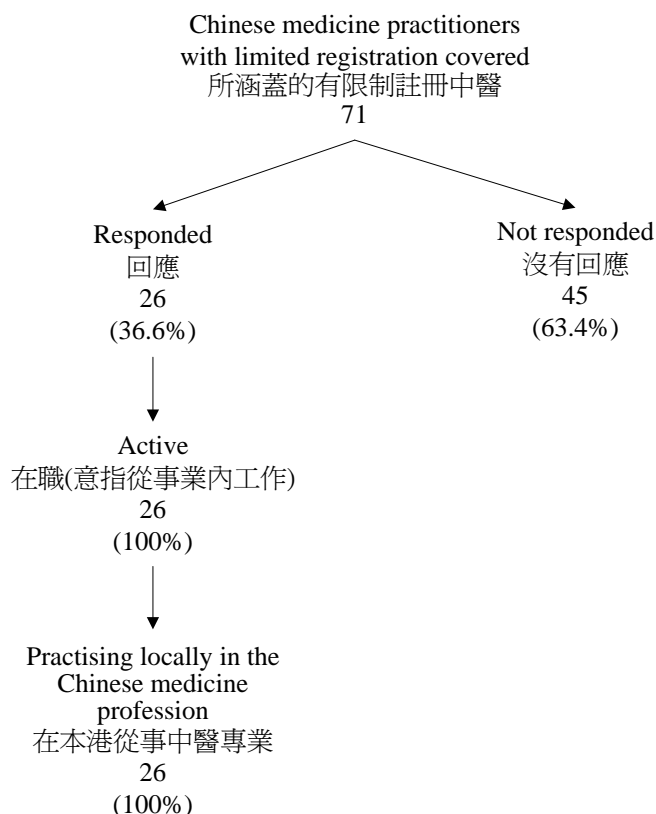
† “Economically active” Chinese medicine practitioners with limited registration comprised all “employed” and “unemployed” Chinese medicine practitioners with limited registration practising in the Chinese medicine profession in Hong Kong during the survey period, while “unemployed” Chinese medicine practitioners with limited registration referred to those Chinese medicine practitioners with limited registration who (a) were not practising in the Chinese medicine profession during the survey period; (b) had been available for work during the seven days before the survey; and (c) had sought work in the Chinese medicine profession during the 30 days before the survey.

“從事經濟活動”的有限制註冊中醫包括所有“就業”及“待業”有限制註冊中醫。“就業”有限制註冊中醫是指統計調查期間在本港從事中醫專業的有限制註冊中醫，而“待業”有限制註冊中醫則指(a)在統計調查期間並非在本港從事中醫專業；(b)在統計日前 7 天內能夠上班及(c)在統計日前 30 天內正在找尋中醫專業工作的有限制註冊中醫。

➤ The survey findings presented below were based on the 26 responding Chinese medicine practitioners with limited registration practising in the local Chinese medicine profession as at 31.8.2011. As some questionnaires contained missing information, percentages presented below may not add up to 100%.

➤ 下文所載的統計調查結果，是根據 26 名於 2011 年 8 月 31 日在本港從事中醫專業的有限制註冊中醫所提供的資料而製備的。由於部分問卷資料不全，下文所載的百分比總和可能不等於 100%。

**Chart B : Activity Status of Chinese Medicine Practitioners with Limited Registration Covered**  
**圖乙：所涵蓋有限制註冊中醫的經濟活動身分**



- (i) Of the 26 active Chinese medicine practitioners with limited registration enumerated, 14 (53.8%) were male and 12 (46.2%) were female, giving an overall sex ratio of 117 (males per 100 females). One Chinese medicine practitioner with limited registration did not indicate the age and the median age of the remaining 25 active Chinese medicine practitioners with limited registration enumerated was 53.0 years.
- (ii) Distribution by sector of the main job\* showed that 16 (61.5%) were working in the academic sector, followed by six (23.1%) in the Hospital Authority and four (15.4%) in the subvented sector.
- (iii) 57.7% spent most of their working time on general practice, followed by 26.9% on acupuncture.
- (iv) The median hours of work (excluding meal breaks) per week of the 26 active Chinese medicine practitioners with limited registration enumerated was 40.0 hours. One (3.8%) Chinese medicine practitioner with limited registration was required to undertake on-call duty (excluding meal breaks).

- (i) 經點算的26名在職有限制註冊中醫中，14名(53.8%)為男性，12名(46.2%)為女性，整體性別比率(每百名女性的男性人數)為117。一名有限制註冊中醫沒有註明年齡，而餘下25名經點算在職有限制註冊中醫的整體年齡中位數為53.0歲。
- (ii) 按主要職位\*所屬機構類型劃分的分布資料顯示，16名(61.5%)有限制註冊中醫在學術機構工作，其餘依次為六名(23.1%)在醫院管理局工作及四名(15.4%)在資助機構工作。
- (iii) 57.7%把大部分工作時間用於中醫全科，其餘依次為針灸(26.9%)。
- (iv) 經點算的26名在職有限制註冊中醫每週工作時數中位數(不計用膳時間)為40.0小時。一名(3.8%)有限制註冊中醫在現任職位中需作隨時候召工作(不計日常職務時間)。

\* Main jobs referred to the jobs in which the Chinese medicine practitioners with limited registration had spent most of their working time.  
主要職位是指佔有限制註冊中醫大部分工作時間的職位。

## Listed Chinese Medicine Practitioners

- Of the 564 responding listed Chinese medicine practitioners, 454 (80.5%) were economically active\*† (active) whereas 110 (19.5%) reported to be economically inactive\*‡(inactive) in the local Chinese medicine profession (See Chart C).
- Of the 454 active listed Chinese medicine practitioners, 439 (96.7%) were practising in the local Chinese medicine profession, seven (1.5%) were seeking jobs, three (0.7%) were having temporary sickness and five (1.1%) were waiting to take up new jobs, expecting to return to their original jobs or believing no work available in the local Chinese medicine profession during the 30 days before the survey.
- The survey findings presented below were based on the 439 responding listed Chinese medicine practitioners practising in the local Chinese medicine profession as at 31.8.2011. As some questionnaires contained missing information, percentages presented below may not add up to 100%.
  - (i) One listed Chinese medicine practitioner did not indicate the sex. Of the remaining 438 active listed Chinese medicine practitioners enumerated, 319 (72.8%) were male and 119 (27.2%) were female, giving an overall sex ratio of 268 (males per 100 females). The median age of the active listed Chinese medicine practitioners enumerated was 60.0 years.
  - (ii) Distribution by sector of the main job§ showed that 418 (95.2%) were working in the private sector, followed by four (0.9%) in the academic sector and three (0.7%) in the subvented sector.
  - (iii) 53.3% spent most of their working time on general practice, followed by 26.4% on bone-setting and 11.4% on acupuncture.
  - (iv) The median hours of work (excluding meal breaks) per week of the 439 active listed Chinese medicine practitioners enumerated was 42.0 hours. 65 (14.8%) listed Chinese medicine practitioners were required to undertake on-call duty (excluding normal duty), with a median of 14.0 hours of on-call duty (excluding normal duty) per week.

## 表列中醫

- 在回應的 564 名表列中醫中，有 454 名(80.5%) 在本港中醫專業從事經濟活動\*†(在職)，有 110 名(19.5%)據報並非在本港中醫專業從事經濟活動\*‡(非在本港從事業內工作)(見圖丙)。
- 在 454 名在職表列中醫中，439 名(96.7%)在本港從事中醫專業工作，在統計日前 30 天內，七名(1.5%)表列中醫正在找尋中醫專業工作，三名(0.7%)暫時有病在身及五名(1.1%)正等待上任新的中醫專業工作、期待重返原任的中醫專業崗位或相信中醫專業工作暫無空缺。
- 下文所載的統計調查結果，是根據 439 名於 2011 年 8 月 31 日在本港從事中醫專業的表列中醫所提供的資料而製備的。由於部分問卷資料不全，下文所載的百分比總和可能不等於 100%。
  - (i) 一名表列中醫沒有註明性別，在餘下的438名經點算在職表列中醫中，319名(72.8%)為男性，119 名(27.2%) 為女性，整體性別比率(每百名女性的男性人數)為268。經點算在職表列中醫的整體年齡中位數為60.0歲。
  - (ii) 按主要職位§所屬機構類型劃分的分布資料顯示，418名(95.2%)表列中醫在私營機構工作，其餘依次為四名(0.9%)在學術機構工作及三名(0.7%)在資助機構工作。
  - (iii) 53.3% 把大部分工作時間用於中醫全科，其餘依次為骨傷(26.4%)及針灸(11.4%)。
  - (iv) 經點算的439名在職表列中醫每週工作時數中位數(不計用膳時間)為42.0小時。65 名(14.8%)表列中醫在現任職位中需作隨時候召工作(不計日常職務時間)，每週隨時候召工作(不計日常職務時間)時數中位數為14.0小時。

\* In the survey, the criteria used in defining economically active / inactive followed those recommended by the International Labour Organization, which are also being used by the Census and Statistics Department in Hong Kong.

是次統計調查中用以界定從事經濟活動及非從事經濟活動的準則，均參照國際勞工組織所提出並獲香港政府統計處所採用的建議。

† “Economically active” listed Chinese medicine practitioners comprised all “employed” and “unemployed” listed Chinese medicine practitioners. “Employed” listed Chinese medicine practitioners referred to those listed Chinese medicine practitioners practising in the Chinese medicine profession in Hong Kong during the survey period, while “unemployed” listed Chinese medicine practitioners referred to those listed Chinese medicine practitioners who (a) were not practising in the Chinese medicine profession during the survey period; (b) had been available for work during the seven days before the survey; and (c) had sought work in the Chinese medicine profession during the 30 days before the survey.

“從事經濟活動”的表列中醫包括所有“就業”及“待業”的表列中醫。“就業”表列中醫是指統計調查期間在本港從事中醫專業的表列中醫，而“待業”表列中醫則指(a)在統計調查期間並非在本港從事中醫專業；(b)在統計日前7天內能夠上班及(c)在統計日前30天內正在找尋中醫專業工作的表列中醫。

‡ “Economically inactive” listed Chinese medicine practitioners comprised the listed Chinese medicine practitioners who were not practising in the Chinese medicine profession in Hong Kong during the survey period, but excluding those who had been on leave during the survey period and who were “economically active” but “unemployed”.

“非從事經濟活動”的表列中醫包括在統計調查期間並非在本港從事中醫專業的表列中醫，但不包括在統計調查期間休假及“從事經濟活動”但“待業”的表列中醫。

§ Main jobs referred to the jobs in which the listed Chinese medicine practitioners had spent most of their working time.

主要職位是指佔表列中醫大部分工作時間的職位。

➤ Among the 110 inactive listed Chinese medicine practitioners (See Chart C):-

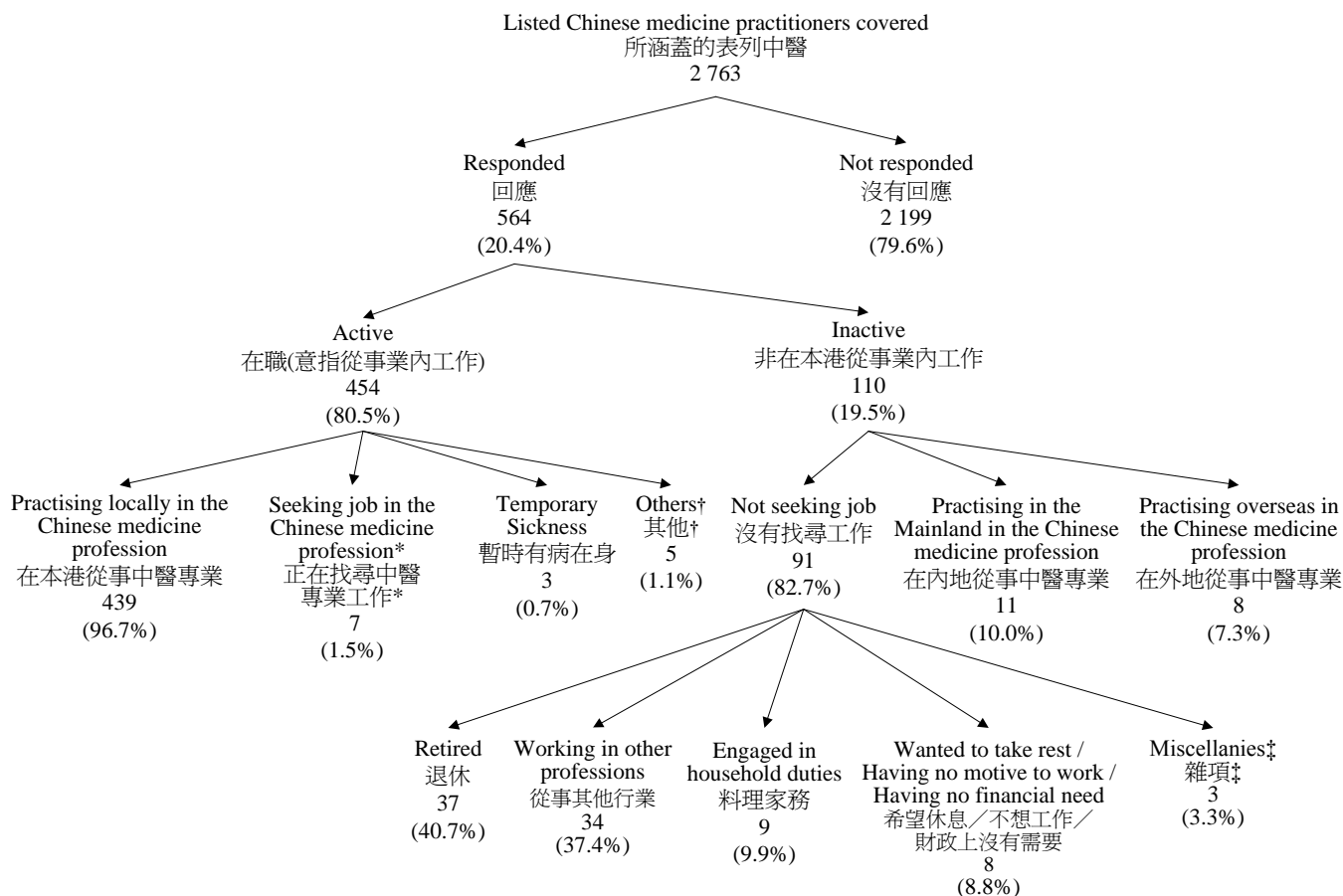
- (i) 11 listed Chinese medicine practitioners reported practising in the Mainland and eight reported practising overseas.
- (ii) 91 listed Chinese medicine practitioners reported not practising in the Chinese medicine profession in Hong Kong and not seeking job in the local Chinese medicine profession during the 30 days before the survey. The reasons reported for not seeking job included: 37 (40.7%) were retired, 34 (37.4%) were working in other professions, nine (9.9%) were engaged in household duties, eight (8.8%) wanted to take rest / having no motive to work / having no financial need, etc.

➤ 非在本港從事業內工作的 110 名表列中醫(見圖丙):

- (i) 11名表列中醫據報在內地執業及有八名在外地執業。
- (ii) 91名表列中醫據報並非在本港從事中醫專業工作，而在統計日前30天內亦無找尋業內工作。當中沒有尋找業內工作的原因包括：37名(40.7%) 退休、34名(37.4%) 從事其他行業、九名(9.9%)料理家務及八名(8.8%) 希望休息／不想工作／財政上沒有需要等項目。

**Chart C : Activity Status of Listed Chinese Medicine Practitioners Covered**

圖丙：所涵蓋表列中醫的經濟活動身分



Notes : \* Figure refers to the number of responding listed Chinese medicine practitioners who (a) were not practising in the Chinese medicine profession in Hong Kong during the survey period; (b) had been available for work during the seven days before the survey; and (c) had sought work in the Chinese medicine profession during the 30 days before the survey.  
有關數字指(a)在統計調查期間並非在本港從事中醫專業；(b)在統計日前 7 天內能夠上班及(c)在統計日前 30 天內正在找尋中醫專業工作的表列中醫人數。

† Figure refers to the number of responding listed Chinese medicine practitioners who (a) were not practising in the Chinese medicine profession in Hong Kong during the survey period; (b) had been available for work during the seven days before the survey; and (c) were waiting to take up new jobs, expecting to return to their original jobs or believing no work available in the local Chinese medicine profession during the 30 days before the survey.  
有關數字指(a)在統計調查期間並非在本港從事中醫專業；(b)在統計日前 7 天內能夠上班及(c)在統計日前 30 天內正等待上任新的中醫專業工作、期待重返原任的中醫專業崗位或相信中醫專業工作暫無空缺的表列中醫人數。

‡ Figure refers to the number of responding listed Chinese medicine practitioners who reported undertaking study, etc.  
有關數字指進修等項目的表列中醫人數。  
Percentages may not add up to 100% due to rounding.  
由於進位關係，百分比的總和可能不等於 100%。