

2000 Health Manpower Survey

二零零零年醫療衛生服務人力統計調查

Summary of the Characteristics of Doctors Enumerated

經點算醫生的特徵摘要

1. All Doctors

1.1 Three types of doctors were covered in the 2000 Health Manpower Survey (HMS), namely, **doctors with full registration, doctors with provisional registration and doctors with limited registration.** They were registered on Part I (local list only^❶), Part II and Part III of the Medical Register maintained by the Medical Council of Hong Kong respectively under the Medical Registration Ordinance (Chapter 161). Part I includes doctors who hold Bachelor of Medicine and Bachelor of Surgery issued in Hong Kong (MBBS (HK) / MBChB (CUHK)), Licentiate of Medical Council of Hong Kong (LMCHK) or other overseas qualification registrable with the Medical Council. Part II includes interns who are undergoing the period of assessment and training determined by the Medical Council. Part III includes the exempted clinic doctors and those doctors who were previously termed as “deemed to be registered” by the Medical Council. The latter covers medical practitioners working in the public sector and teaching in the universities but not registrable in Part I and Part II of the Medical Register.

1.2 A total of 9 298 doctors were covered in the 2000 HMS, representing an increase of 15.2% over the 1996 HMS (8 069). When compared with 3 230 doctors in 1980, the figure represented an average annual growth rate of 5.4% (**Chart A**).

1.3 The numbers of doctors with full registration and doctors with provisional registration covered in the survey both exhibited increasing trends from 1980 to 2000. On the other hand, the number of doctors with limited registration dropped continuously starting from 1984 (**Chart A**).

1. 所有醫生

1.1 二零零零年醫療衛生服務人力統計調查涵蓋的三類醫生包括正式註冊醫生、臨時註冊醫生及有限度註冊醫生。這三類醫生根據《醫生註冊條例》（第161章）分別在香港醫務委員會備存的醫生名冊第I部（只包括本地名單^❶）、第II部和第III部註冊。第I部包括持有香港頒授的內外全科醫學士 [MBBS (HK) / MBChB (CUHK)] 學位的醫生、香港醫務委員會執照 (LMCHK) 持有人，以及具備其他可向醫務委員會註冊的外地資格的醫生。第II部包括正接受醫務委員會所指定訓練及評審的駐院實習醫生。第III部則包括豁免診療所醫生及醫務委員會以往稱為「當作已註冊」的醫生，後者涵蓋在公營機構任職和在大學任教而不能在醫生名冊第I部及第II部註冊的醫生。

1.2 二零零零年醫療衛生服務人力統計調查涵蓋的醫生共有9 298名，較一九九六年的統計調查（8 069名）增加15.2%。與一九八零年的3 230名醫生比較，每年平均增長率為5.4%（圖甲）。

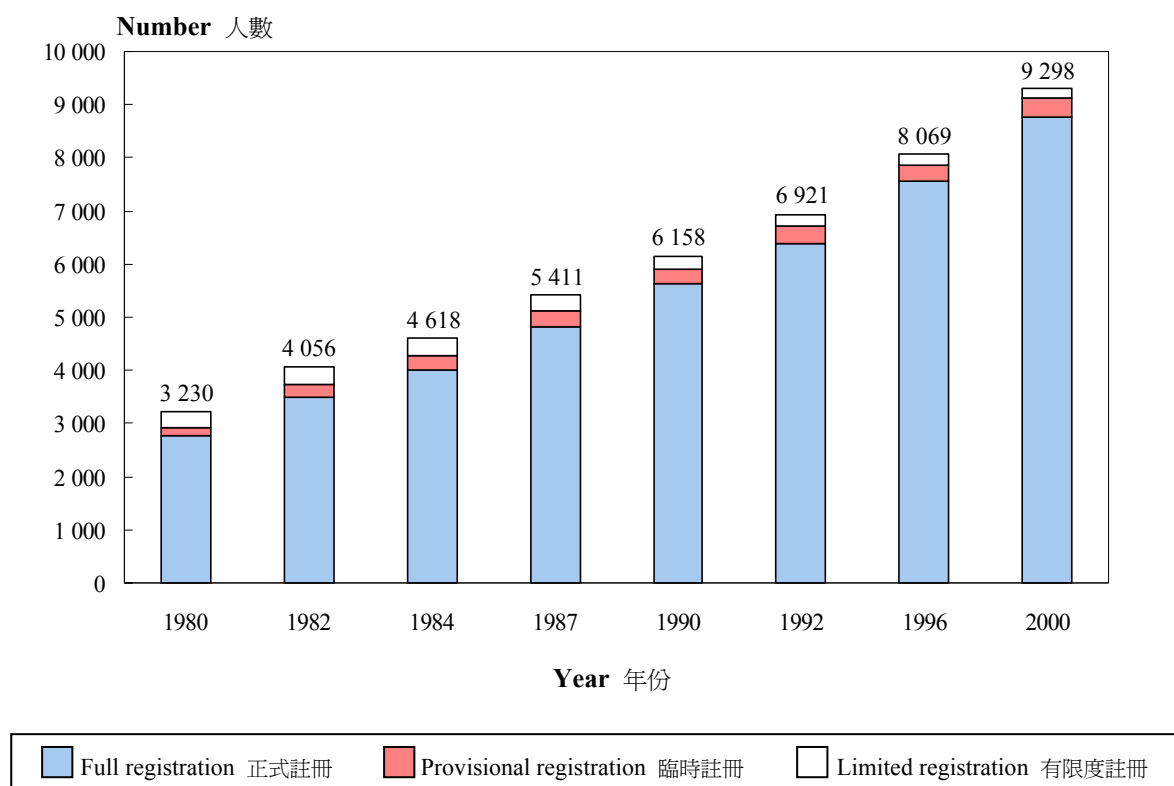
1.3 根據記錄，在一九八零年至二零零零年期間，是項統計調查涵蓋的正式註冊醫生和臨時註冊醫生的人數均呈增加趨勢；有限度註冊醫生的人數自一九八四年起則持續下降（圖甲）。

❶ As the 2000 Health Manpower Survey only aimed at covering all healthcare personnel practising in Hong Kong, doctors on the overseas list of the Medical Register were excluded in the survey.

由於二零零零年醫療衛生服務人力統計調查只涵蓋所有在本港執業的醫療護理人員，因此名列醫生名冊的外地名單者不包括在是次統計調查內。

Chart A : Number of Doctors Covered by Type (1980, 1982, 1984, 1987, 1990, 1992, 1996 and 2000)

圖甲：按類別劃分的涵蓋的醫生人數（一九八零、一九八二、一九八四、一九八七、一九九零、一九九二、一九九六及二零零零年）

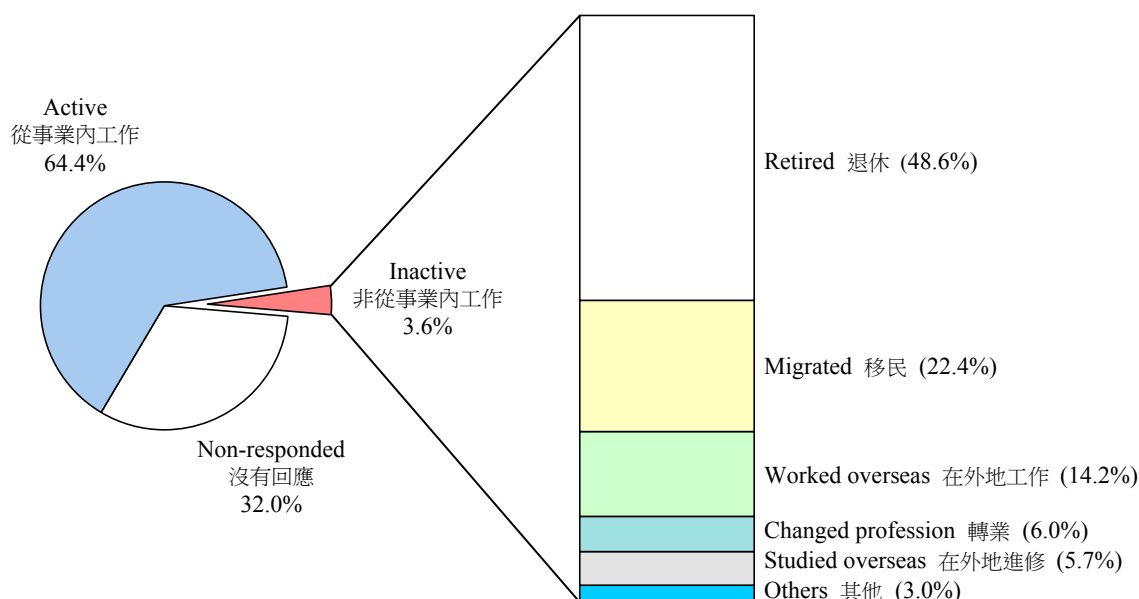


1.4 Of the 9 298 doctors covered, 6 323 had responded to the survey, giving an overall response rate of 68.0%. Among these responded doctors, 5 992 were practising in the medical profession as at 1.7.2000 whereas 331 were reported to be inactive. Of the inactive group, 48.6% reported to have retired and their median retirement age was 63.8. Another 22.4% reported to have migrated and 14.2% worked overseas (**Chart B**). Based on the data collected on the 5 992 active personnel enumerated, their salient characteristics were analysed and presented below.

1.4 在涵蓋的 9 298 名醫生當中，共有 6 323 名作出回應；整體回應率為 68.0%。在作出回應的醫生中，有 5 992 名於二零零零年七月一日為本港執業醫生，其餘 331 名據報當時並非從事業內工作，這些並非從事業內工作的人員中，有 48.6% 據報已退休，其退休年齡中位數為 63.8 歲。另有 22.4% 據報已移民及 14.2% 在外地工作（圖乙）。衛生署根據搜集所得的有關 5 992 名經點算在職醫生的資料，就其顯著特徵進行分析，得出以下結果。

Chart B : Response Rate of Doctors

圖乙：醫生的回應率



Total number of doctors covered 涵蓋的醫生人數 = 9 298

1.5 Among the 5 992 active doctors enumerated, 94.8% had been fully registered with the Medical Council. Doctors with provisional registration and those with limited registration accounted for 2.6% each.

1.5 在5 992名經點算在職醫生當中，94.8%是已向醫務委員會正式註冊的醫生，臨時註冊醫生及有限度註冊醫生則各佔2.6%。

1.6 Majority of the active doctors enumerated worked in the Hospital Authority (HA) (45.4%) and the private sector (40.0%). Those working in the government accounted for 9.9% only (Table A).

1.6 大多數經點算在職醫生在醫院管理局（簡稱醫管局）（45.4%）和私營機構（40.0%）工作，任職政府者僅佔9.9%（表甲）。

1.7 A decreasing trend was observed in the proportion of male doctors, as indicated by the continuous decrease in the overall sex ratio from 472 (males per 100 females) in the 1982 HMS to 336 (males per 100 females) in the 2000 HMS (Table A).

1.7 整體性別比率由一九八二年醫療衛生服務人力統計調查的472人（每百名女性的男性數目），持續下跌至二零零零年統計調查的336人（每百名女性的男性數目），顯示男性醫生的比例有下降趨勢（表甲）。

1.8 An increasing trend in the proportion of Hong Kong born doctors was observed over the period 1982 to 2000 (Table A).

1.9 The overall median age of the active doctors enumerated fluctuated between 38 – 40 between 1987 and 2000 (Table A).

1.10 The median hours of work per week of the active doctors enumerated was 48.0 hours. Among them, 3 254 (54.3%) were required to undertake on-call duty in their posts. Their median hours of on-call duty per week amounted to 27.0 hours.

2. Doctors with Full Registration

2.1 A total of 5 679 active doctors with full registration were enumerated in the survey. They are referred as active doctors (full registration) enumerated below. Among them, 45.0% worked in the HA, followed by the private sector (40.4%) and the government (10.4%).

2.2 Of the active doctors (full registration) enumerated, 68.9% were locally trained. This percentage had been increasing gradually since the 1987 survey whilst the corresponding figures for those who held LMCHK and other basic qualifications had recorded slight decreases since 1990 (Table A).

2.3 Of the active doctors (full registration) enumerated, 58.6% were found to have possessed higher qualification(s).

2.4 It was further revealed that 74.2% of the active doctors (full registration) enumerated had received or were receiving specialised training in the medical field. 21.3% of them were mainly trained / being trained in medicine, followed by surgery (12.4%) and paediatrics (9.8%) (Chart C).

1.8 一九八二年至二零零零年間，在香港出生的醫生所佔比例呈上升趨勢（表甲）。

1.9 一九八七年至二零零零年間，經點算在職醫生的整體年齡中位數在38歲至40歲間徘徊（表甲）。

1.10 經點算在職醫生的每週工作時數中位數為48.0小時。其中3 254名（54.3%）須在現任職位中擔任隨時候召工作，他們的每週隨時候召工作時數中位數為27.0小時。

2. 正式註冊醫生

2.1 是次統計調查的經點算在職正式註冊醫生共有5 679名，以下稱為經點算在職醫生（正式註冊）；當中有45.0%在醫管局工作，其餘依次是在私營機構（40.4%）和政府（10.4%）工作。

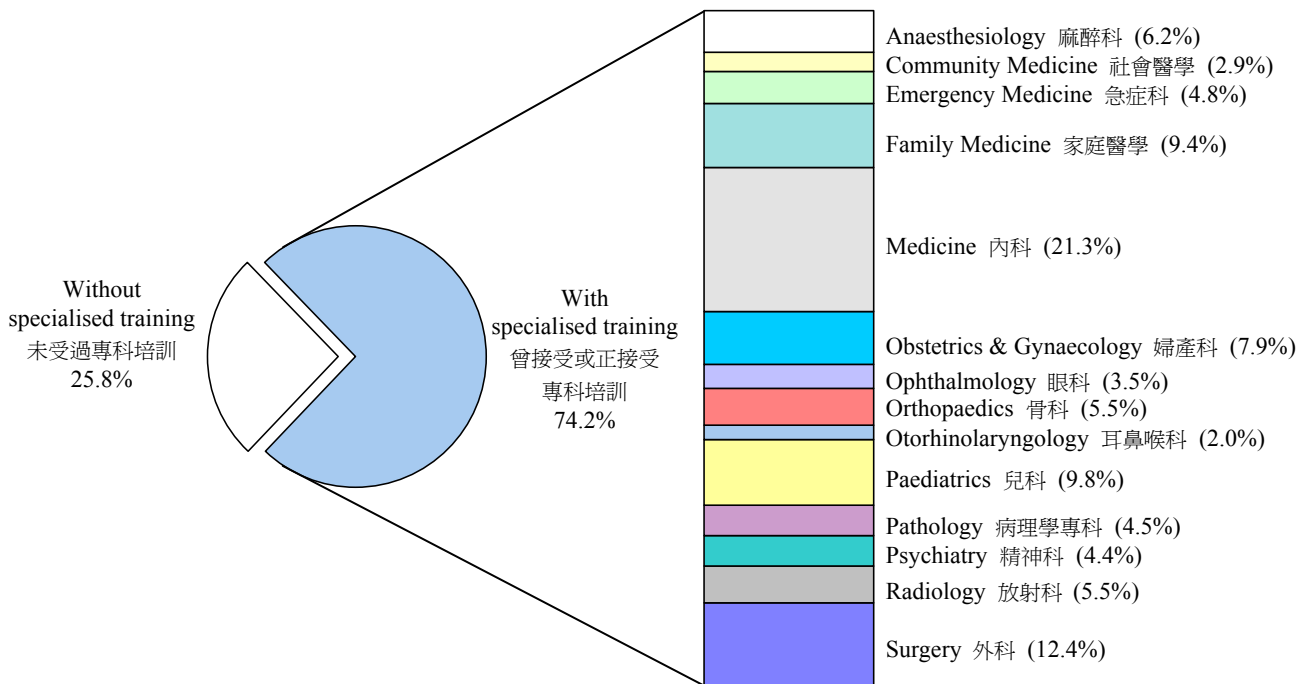
2.2 經點算在職醫生（正式註冊）中，68.9%是在本地受訓。自一九八七年的統計調查以來，這個百分率逐漸上升，惟持有香港醫務委員會執照及其他基本資格人士的百分率由一九九零年開始則略為下跌（表甲）。

2.3 統計調查結果顯示，58.6%經點算的在職醫生（正式註冊）具備較高資格。

2.4 進一步分析顯示，74.2%經點算的在職醫生（正式註冊）曾接受或正接受醫科的專科培訓；當中21.3%主要曾接受或正接受內科培訓，其餘依次是外科（12.4%）和兒科（9.8%）（圖丙）。

Chart C : Active Doctors (Full Registration) Enumerated by Main Field of Specialised Training

圖丙：經點算在職醫生（正式註冊）曾接受或正接受的主要專科培訓



Total number of active doctors (full registration) enumerated

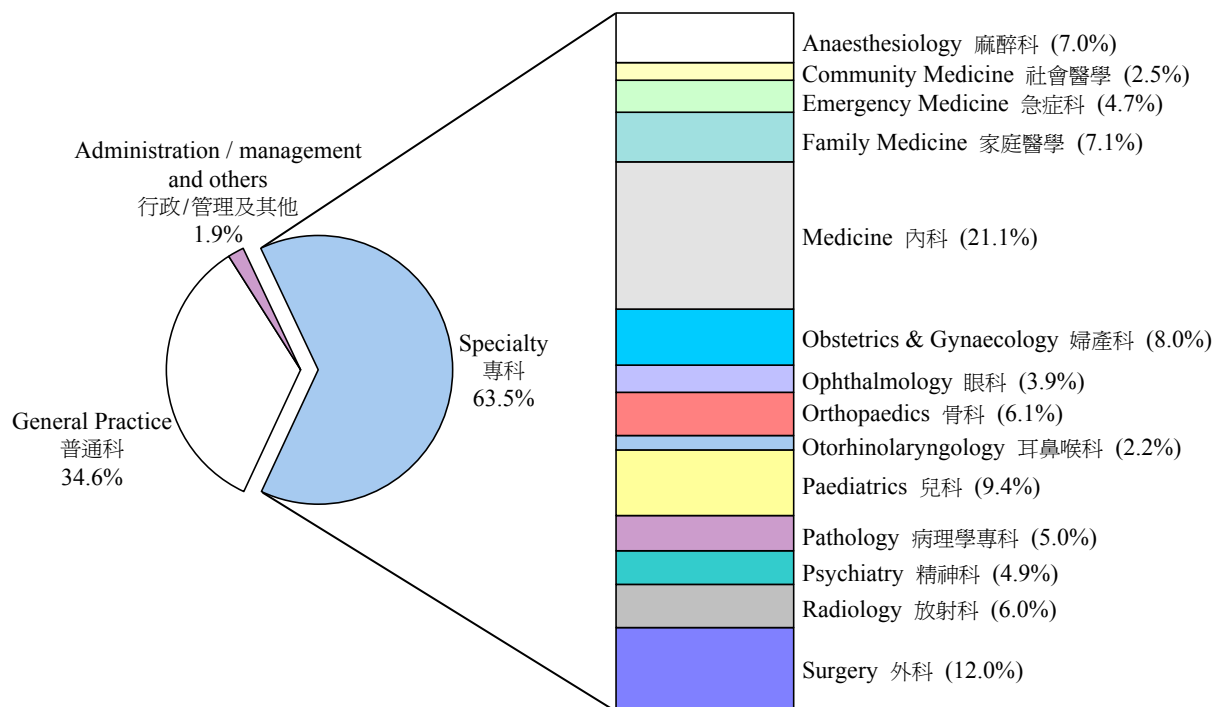
經點算在職醫生（正式註冊）的人數 = 5 679

2.5 Of the active doctors (full registration) enumerated, 63.5% practised mainly in the specialties trained / being trained. Another 34.6% were mainly involved in general practice while the remaining 1.9% spent most of their working time on administration / management and other fields such as research, training etc. (Chart D).

2.5 經點算在職醫生（正式註冊）中，63.5%主要於曾接受或正接受培訓的專科內執業，另外34.6%的醫生主要以普通科為執業範疇，餘下的1.9%將大部分工作時間用於行政 / 管理及研究、培訓等其他範疇（圖丁）。

Chart D : Active Doctors (Full Registration) Enumerated by Main Field of Practice

圖丁：經點算在職醫生（正式註冊）的主要執業範疇



Total number of active doctors (full registration) enumerated

經點算在職醫生（正式註冊）的人數 = 5 679

3. Inter-sector Flow of Active Doctors (Full Registration) Enumerated

3.1 Of the 5 679 active doctors (full registration) enumerated, 817 (14.4%) reported to be not practising locally in the medical profession as at 1.7.1996. At that time, they were studying for the medical profession, residing or working overseas etc.. Among these 817 doctors, 70.0% joined the HA after 1.7.1996, followed by the private sector (17.0%) and the government (9.4%).

3. 經點算在職（正式註冊）醫生在不同類型機構間的轉職情況

3.1 經點算的5 679名在職醫生（正式註冊）中，817名（14.4%）據報於一九九六年七月一日並非在本港醫療業內執業，而是正攻讀醫科專業課程，在外地居住或工作等。該817名醫生中，於一九九六年七月一日後加入醫管局的佔70.0%，其次是加入私營機構（17.0%）和政府（9.4%）的醫生。

3.2 On the other hand, 4 862 (85.6%) of the active doctors (full registration) enumerated reported to be practising locally in the medical profession as at 1.7.1996. Among these 4 862 doctors, 345 (7.1%) had undergone inter-sector flow between 1.7.1996 and 1.7.2000, which was smaller than the corresponding figure of the 1996 HMS (i.e. 442 had undergone inter-sector flow between 1.7.1992 and 1.7.1996). Further analysis showed that most of those doctors worked in the private sector as at 1.7.1996 remained in the private sector between 1996 and 2000, and only 0.7% had undergone inter-sector flow during the period. The proportions of doctors undergoing inter-sector flow were 10.0% for those worked in the government as at 1.7.1996, 11.2% for those in HA and 18.6% for those in other sectors, and most of these doctors had shifted to the private sector after 1.7.1996. Such patterns were similar to those observed in the 1996 HMS.

Department of Health
The Government of the Hong Kong
Special Administrative Region
October 2002

3.2 另一方面，4 862名（85.6%）經點算在職醫生（正式註冊）據報於一九九六年七月一日在本港醫療業內執業，當中345名（7.1%）在一九九六年七月一日至二零零零年七月一日期間曾在不同類型機構間轉職，較一九九六年統計調查的相關數字（即有442名在一九九二年七月一日至一九九六年七月一日期間曾在不同類型機構間轉職）為小。進一步分析顯示，一九九六年七月一日在私營機構工作的醫生中，大部分在一九九六年至二零零零年期間均仍留在私營機構工作，只有0.7%曾在該段期間轉往其他類型的機構任職。另有10.0%於一九九六年七月一日任職政府、11.2%任職醫管局及18.6%任職其他類型機構的醫生在一九九六年至二零零零年期間曾在不同類型機構間轉職，其中大部分在一九九六年七月一日後轉往私營機構工作。該等模式與一九九六年統計調查所發現的類似。

香港特別行政區政府
衛生署
二零零二年十月

Table A : Selected Characteristics of Active Doctors Enumerated (1982, 1984, 1987, 1990, 1992, 1996 and 2000)

表甲：經點算在職醫生的選定特徵（一九八二、一九八四、一九八七、一九九零、一九九二、一九九六及二零零零年）

Characteristics 特徵	Year 年份						
	1982	1984	1987	1990	1992	1996	2000
A. All Active Doctors Enumerated 所有經點算在職醫生							
1. Number enumerated 經點算人數	4 234	4 000	4 552	4 991	5 525	5 750	5 992
2. Sex ratio (males per 100 females) 性別比率（每百名女性的男性數目）	472	457	430	410	398	357	336
3. Median age 年齡中位數	N.A.	N.A.	38.3	40.0	38.4	38.5	40.0
4. Percentage born in Hong Kong 在香港出生的醫生所佔百分率	55.1%	55.5%	59.2%	62.3%	63.9%	66.7%	70.2%
5. Sector of work 工作機構類型							
Government 政府	37.6%	37.0%	36.1%	39.9%	7.9%	8.7%	9.9%
Hospital Authority 醫院管理局	-	-	-	-	45.1%	48.0%	45.4%
Private 私營機構	46.1%	44.9%	43.5%	42.9%	42.1%	38.1%	40.0%
Academic and Subvented ① 學術及資助機構	16.3%	18.1%	20.4%	17.2%	4.9%	5.2%	4.6%
B. Active Doctors (Full Registration) Enumerated 經點算在職醫生（正式註冊）							
1. Number enumerated 經點算人數	3 487	3 490	4 044	4 545	5 094	5 416	5 679
2. Basic qualification 基本資格							
MBBS (HK) / MBChB (CUHK) 香港大學內外全科醫學士 / 香港中文大學內外全科醫學士	60.5%	62.5%	60.4%	62.6%	62.8%	65.6%	68.9%
LMCHK 香港醫務委員會執照	7.1%	10.6%	14.8%	15.2%	14.8%	13.6%	12.6%
Others 其他 ②	32.4%	26.9%	24.8%	22.2%	22.4%	20.8%	18.6%

Notes: ① Military was included in the 1984, 1987, 1992 and 1996 HMS.

註釋 一九八四、一九八七、一九九二及一九九六年的統計調查包括軍事機構。

② includes all other overseas qualifications such as Bachelor of Medicine and Bachelor of Surgery (overseas), Licentiate in Medicine/Surgery (overseas).

包括所有其他外地資格，例如外地頒授的內科及外科醫學士，以及外地頒授的內科 / 外科執照。

Figures refer to the numbers of doctors who reported to be practising in the medical profession locally as at the first of July of the respective years.

數字指在該年的七月一日據報於在本港醫療業內執業的醫生人數。

Data have been converted according to the 2000 classification.

有關數據已按照二零零零年的分類變換。

'-' Not applicable 不適用

N.A. Not available 沒有數字