

2004 Health Manpower Survey

2004 年的醫療衛生服務人力統計調查

Summary of the Characteristics of Chiropractors Enumerated

經點算脊醫的特徵摘要

I. Chiropractors Covered

1.1 The chiropractors covered in the 2004 HMS were chiropractors registered with the Chiropractors Council of Hong Kong under the Chiropractors Registration Ordinance (Chapter 428) as at the Survey reference date - 31.8.2004.

1.2 The number of chiropractors covered was 71.

1.3 Of the 71 registered chiropractors covered, 48 had responded to the Survey, giving an overall response rate of 67.6%. Among the respondents, 42 were economically active* in the local chiropractic profession as at 31.8.2004 whereas six reported to be economically inactive* in the local chiropractic profession (**Chart A**). The terms “active” and “inactive” were thereafter referred to as “economically active” and “economically inactive” respectively.

I. 所涵蓋的脊醫

1.1 2004 年的醫療衛生服務人力統計調查所涵蓋的脊醫，是指截至調查點算當日（即 2004 年 8 月 31 日）已按《脊醫註冊條例》（第 428 章）的規定，向香港脊醫管理局註冊的脊醫。

1.2 所涵蓋脊醫的人數為 71 名。

1.3 在統計調查所涵蓋的 71 名註冊脊醫中，有 48 名作出回應，整體回應率為 67.6%。在回應者中，有 42 名脊醫於 2004 年 8 月 31 日在本港脊骨療法專業從事經濟活動*，而有 6 名據報並非在本港脊骨療法專業從事經濟活動*（圖甲）。下文以“在職”（意指從事業內工作）及“非在本港從事業內工作”分別代替“從事經濟活動”及“非從事經濟活動”。

* In the Survey, the criteria used in defining economically active and inactive followed those recommended by the International Labour Organization, which are also being used by the Census and Statistics Department in Hong Kong. 是次統計調查中用以界定從事經濟活動及非從事經濟活動的準則，均參照國際勞工組織所提出並獲香港政府統計處所採用的建議。

“Economically active” chiropractors comprised all “employed” and “unemployed” chiropractors. The “employed” chiropractors referred to those chiropractors practising in the chiropractic profession in Hong Kong during the Survey period, while the “unemployed” chiropractors referred to those chiropractors who (a) were not practising in the local chiropractic profession during the Survey period; and (b) had sought work in the chiropractic profession during the 30 days before the Survey; and (c) had been available for work during the seven days before the Survey.

“從事經濟活動”的脊醫包括所有“就業”及“待業”脊醫。“就業”脊醫是指統計調查期間在本港從事脊骨療法專業的脊醫，而“待業”脊醫則指(a)在統計調查期間並非在本港從事脊骨療法專業；及(b)在統計日前 30 天內正在找尋脊骨療法專業工作；及(c)在統計日前 7 天內能夠上班的脊醫。

“Economically inactive” chiropractors comprised the chiropractors who were not practising in the chiropractic profession in Hong Kong during the Survey period, but excluding those who had been on leave during the Survey period and who were “unemployed”. “非從事經濟活動”的脊醫包括在統計調查期間並非在本港從事脊骨療法專業的脊醫，但不包括在統計調查期間休假及“待業”的脊醫。

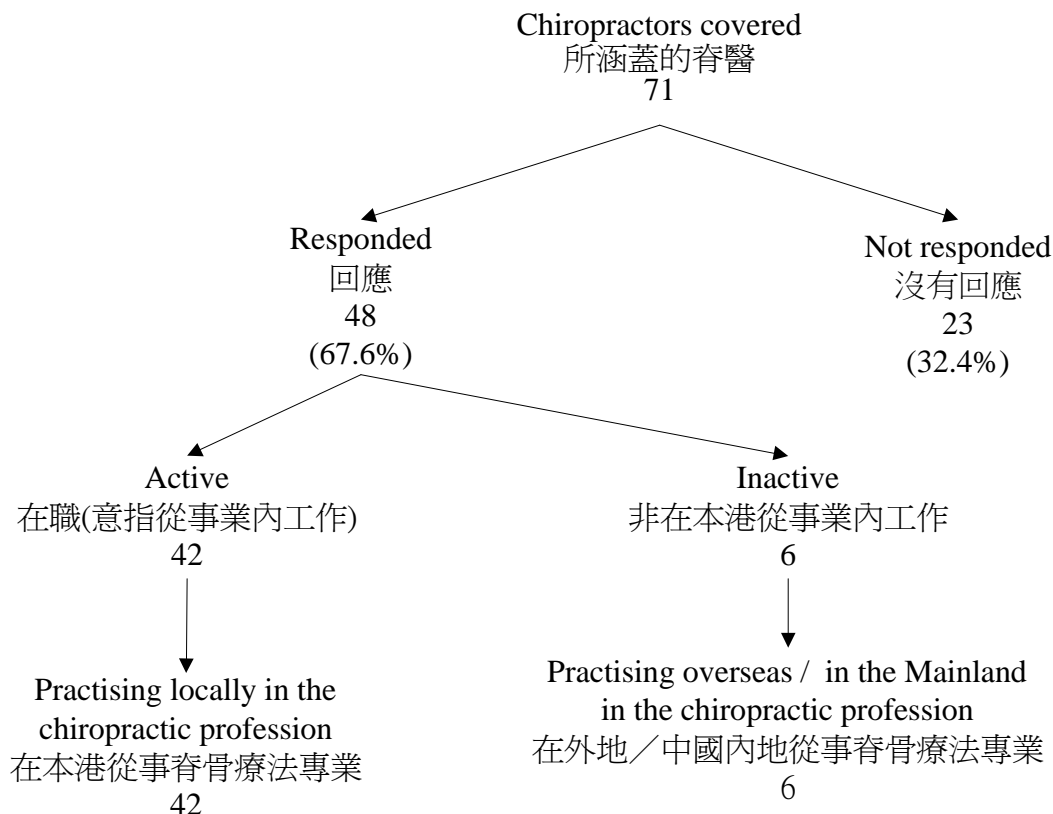
1.4 The survey results presented in the following paragraphs were based on the 42 chiropractors practising in the local chiropractic profession as at 31.8.2004. As certain questionnaires contained missing information, percentages presented below may not add up to 100%.

1.4 下文所載的統計調查結果，是指截至2004年8月31日，根據42名在本港從事脊骨療法專業的脊醫所提供的資料而製備的。由於部分問卷資料不全，下文所載的百分比總和可能不等於100%。

1.5 Of the six inactive chiropractors, all of them reported practising overseas / in the Mainland (**Chart A**).

1.5 在6名非在本港從事業內工作的脊醫當中，全部據報在外地／中國內地從事脊骨療法專業。

Chart A: Activity Status of Chiropractors Covered
圖甲： 所涵蓋脊醫的經濟活動身分



1.6 Among the 42 active chiropractors enumerated who were practising in the local chiropractor profession, 33 (78.6%) were male and nine (21.4%) were female, giving an overall sex ratio of 367 (males per 100 females). The median age of the 42 active chiropractors enumerated was 44.0 years old. The median age of the female chiropractors enumerated was 36.0 years old and that for their male counterparts was 47.0 years old.

1.7 In the 2004 HMS, the active chiropractors enumerated were requested to indicate the characteristics of their main jobs and second jobs*, if any. Regarding the main job, the distribution by sector showed that all the 42 active chiropractors enumerated were working in the private sector. Among them, the majority were in solo practice (71.4%) and the remaining in group practice (28.6%).

1.8 Analysed by type of private institution of the main job, the median age of the active chiropractors enumerated in solo practice was 45.0 years old and that in group practice was 34.5 years old.

1.9 Analysed by the highest percentage of time spent on the area of work of the main job, all the 42 active chiropractors spent most of their working time on service in chiropractic.

1.6 經點算的 42 名在職脊醫當中，男性佔 33 名(78.6%)，女性佔 9 名(21.4%)，整體性別比率為 367 (每百名女性的男性人數)。42 名經點算在職脊醫的整體年齡中位數為 44.0 歲。經點算女脊醫的年齡中位數為 36.0 歲，而男脊醫的則為 47.0 歲。

1.7 在 2004 年醫療衛生服務人力統計調查中，我們要求作出回應的在職脊醫填寫其主要及次要職位*(如有)的特徵。按主要職位所屬機構類型劃分的分布資料顯示，全部 42 名經點算在職脊醫均在私營機構工作，其中大部分為獨自執業(71.4%)的脊醫，餘下的則為聯合執業(28.6%)。

1.8 按主要職位所屬私營機構類型分析的結果顯示，獨自執業的經點算在職脊醫的年齡中位數為 45.0 歲，而聯合執業的則為 34.5 歲。

1.9 對主要職位工作範疇的最高工作時間百分比所作的分析顯示，全部 42 名在職脊醫把大部分工作時間用於脊骨治療。

* Main jobs referred to the jobs in which the Chiropractors had spent most of their working time, whereas the second jobs could be part-time jobs.
主要職位是指佔脊醫大部分工作時間的職位，而次要職位則可以是兼職職位。

1.10 The median number of hours of work (excluding meal breaks) per week of the 42 active chiropractors enumerated was 37.0 hours. Five (11.9%) active chiropractors enumerated were required to undertake on-call duty in their posts, and their median number of hours of on-call duty (excluding normal duty) per week amounted to 5.0 hours. Among the 42 active chiropractors enumerated, three (7.1%) reported that they had had second jobs.

1.11 Regarding the average number of consultation / patient encountered per working day, 54.8% of the active chiropractors enumerated reported fewer than or equal to 20.

1.12 Among the 42 active chiropractors enumerated, all of them have obtained relevant basic qualifications in the profession. Further analysis showed that most of the active chiropractors enumerated held Doctoral degree (81.0%) as their basic qualifications. The proportion of those who held Bachelor's degree and Master's degree were 14.3% and 4.8% respectively.

1.13 Of the 42 active chiropractors enumerated, 25 (59.5%) had received or were receiving additional training, 14 (33.3%) did not receive additional training, and three (7.1%) did not reveal whether they had received additional training or not. Further analysis showed that of the 25 active chiropractors enumerated who had additional training, 16.0% were mainly trained / being trained in acupuncture, followed by musculoskeletal diseases management (12.0%) and nutrition or rehabilitation (12.0%) (**Chart B**).

1.10 經點算的 42 名在職脊醫，每週工作時數中位數(不計用膳時間)為 37.0 小時，而 5 名(11.9%)經點算的在職脊醫在現任職位中須擔任隨時候召的工作。他們的每週隨時候召工作(不計日常職務)時數的中位數為 5.0 小時。在 42 名經點算在職脊醫中，3 名(7.1%)報稱兼有次要職位。

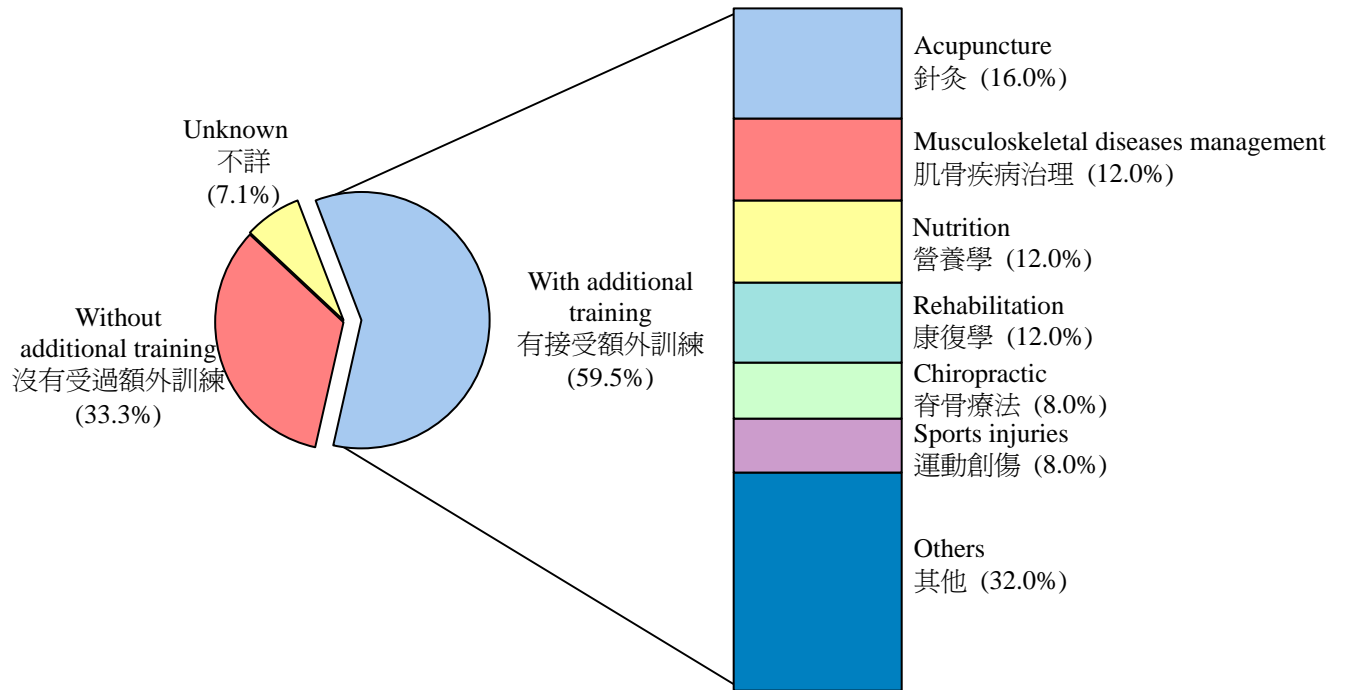
1.11 至於每天的平均診症次數／病人人數，54.8%經點算在職脊醫填報等於或少於 20 人次。

1.12 在 42 名經點算在職脊醫中，全部均持有脊骨療法專業的相關基本資格。進一步分析顯示，經點算在職脊醫以持有博士學位(81.0%)作為基本資格的人數最多，而持有學士學位及碩士學位的比例，則分別為 14.3% 及 4.8%。

1.13 在 42 名經點算在職脊醫中，25 名(59.5%)曾接受或正接受額外訓練，14 名(33.3%)沒有受過額外訓練，而 3 名(7.1%)則沒有註明會否接受額外訓練。進一步分析顯示，在 25 名有接受額外訓練的經點算在職脊醫中，16.0%主要曾接受或正接受針灸訓練，其餘依次為肌骨疾病治理、營養學和康復學(皆為 12.0%)(圖乙)。

Chart B : Active Chiropractors Enumerated by Additional Training

圖乙： 經點算在職脊醫所接受的額外訓練



Total number of active Chiropractors enumerated 經點算在職脊醫總人數 = 42

II. Trend Analysis

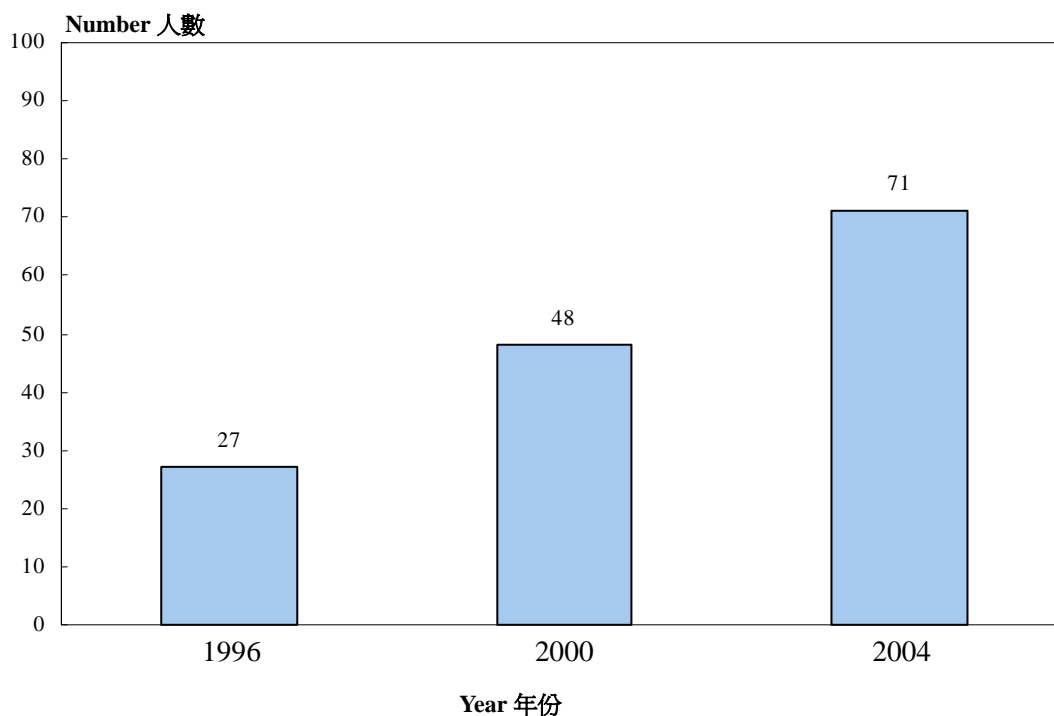
2.1 With the enactment of the Chiropractors (Registration and Disciplinary Procedure) Rules in September 2001, it has been mandatory for a person practising chiropractic in Hong Kong to hold a valid practising certificate effective from February 2003. Between 1996 and 2004, the number of chiropractors increased from 27 in the 1996 HMS to 71 in the 2004 HMS. However, comparison of findings with those of previous surveys should be cautious as the survey methodology and reference date of the 2004 HMS had been changed (Chart C).

II. 趨勢分析

2.1 繼 2001 年 9 月《脊醫(註冊及紀律處分程序)規例》制定後，當局由 2003 年 2 月起強制規定所有在本港執業的脊醫必須持有有效的執業證明書。在 1996 年至 2004 年期間，脊醫的人數由 1996 年統計調查所得的 27 名上升至 2004 年統計調查所得的 71 名。然而，由於 2004 年所用的統計調查方法及點算日均已改變，故與以往統計調查結果比較時必須小心謹慎(圖丙)。

Chart C : Number of Chiropractors Covered by Year (1996, 2000 and 2004)

圖丙：按年劃分的脊醫涵蓋人數 (1996 年、2000 年及 2004 年)



Note: Figures of 1996 and 2000 refer to the number of chiropractors reported by the responding institutions as at the first of July of the respective years.
註釋：Figure of 2004 refers to the number of chiropractors registered with the Chiropractors Council of Hong Kong as at 31.8.2004.
1996 年及 2000 年的有關數字指截至相關年份 7 月 1 日由回應機構填報的脊醫人數，2004 年的有關數字則指於 2004 年 8 月 31 日已向香港脊醫管理局註冊的脊醫人數。

2.2 A decreasing trend was observed in the proportion of males among chiropractors, as indicated by a continuous decrease from 2 300 (males per 100 females) in the 1996 HMS to 367 (males per 100 females) in the 2004 HMS (**Table A**).

2.3 The mean age of the active chiropractors enumerated remained stable at around 42 to 43 years old between the 1996 HMS and the 2004 HMS.

2.4 All the chiropractors enumerated from the 1996 HMS to 2004 HMS were working in the private sector (**Table A**).

2.2 經點算在職脊醫的整體男性比率，由 1996 年統計調查所得的 2 300(每百名女性的男性人數)，持續下跌至 2004 年統計調查所得的 367(每百名女性的男性人數)(**表甲**)。

2.3 經點算在職脊醫的平均年齡，在 1996 年至 2004 年統計調查期間維持在約 42 歲至 43 歲。

2.4 在 1996 年至 2004 年統計調查期間，全部在職脊醫均任職私營機構(**表甲**)。

Table A : Selected Characteristics of Active Chiropractors Enumerated (1996, 2000 and 2004)

表甲： 經點算在職脊醫的選定特徵 (1996 年、2000 年及 2004 年)

Characteristics 特徵	Year 年份		
	1996	2000	2004
A. Chiropractors Covered 所涵蓋的脊醫*	27	48	71
B. Active Chiropractors Enumerated 經點算在職脊醫			
Number enumerated 經點算人數	24	38	42
Sex 性別			
Male 男性	23	33	33
Female 女性	1	5	9
Sex ratio (males per 100 females) 性別比率(每百名女性的男性人數)	2 300	660	367
Mean age 平均年齡	43.0	42.9	43.7
Sector of work 工作機構類型†			
Private 私營機構	24 (100%)	38 (100%)	42 (100%)

Notes : * Figures of 1996 and 2000 refer to the number of chiropractors reported by the responding institutions as at the first of July of the respective years. Figure of 2004 refers to the number of chiropractors registered with the Chiropractors Council of Hong Kong as at 31.8.2004.

註釋： 1996 年及 2000 年的有關數字指截至相關年份 7 月 1 日由回應機構填報的脊醫人數，2004 年的有關數字則指於 2004 年 8 月 31 日已向香港脊醫管理局註冊的脊醫人數。

† In 2004, the sector refers to the sector of main job.

在 2004 年統計調查中，所屬機構類型指主要職位所屬機構的類型。

As the number of chiropractors involved was very small, the corresponding statistics should be interpreted with caution.

由於涉及在本港從事業內工作的脊醫人數很少，闡釋有關數據時必須小心謹慎。