

# 2004 Health Manpower Survey on Nurses

## 2004 年有關護士的醫療衛生服務人力統計調查

### Key Findings

### 結果摘要

- The nurses covered in the 2004 HMS were nurses registered / enrolled with the Nursing Council of Hong Kong under the Nurses Registration Ordinance (Chapter 164) as at the survey reference date – 31.8.2004.
- A total of 31 722 registered nurses (RN) and 10 798 enrolled nurses (EN) were covered in the 2004 HMS. Among all the nurses covered, 24 965 RN and 8 463 EN held valid practising certificates, while 6 757 RN and 2 335 EN did not hold valid practising certificates.
- Of the 33 428 nurses covered who held valid practising certificates, 15 782 had responded to the Survey, giving an overall response rate of 47.2%. Analysed by type of nurses, the response rate of the RN was 48.9%, while that of the EN was 42.3%. On the other hand, the response rates of the 9 092 nurses covered who were without valid practising certificates as at 31.8.2004 were 3.8% (RN) and 3.3% (EN). It should be noted that more than half of the letters sent to the nurses without valid practising certificates were returned as the addresses were not up-to-date. The results were based on the 15 782 responding nurses holding valid practising certificate as at 31.8.2004.
- 2004 年的醫療衛生服務人力統計調查，涵蓋截至調查點算當日(即 2004 年 8 月 31 日)已根據《護士註冊條例》(第 164 章)的規定向香港護士管理局註冊／登記的護士。
- 2004 年醫療衛生服務人力統計調查涵蓋合共 31 722 名註冊護士及 10 798 名登記護士。在所有涵蓋的護士中，24 965 名註冊護士及 8 463 名登記護士持有有效執業證明書，而 6 757 名註冊護士及 2 335 名登記護士並無有效執業證明書。
- 在統計調查所涵蓋的 33 428 名持有有效執業證明書的護士中，15 782 名作出回應，整體回應率為 47.2%。按護士類型分析，註冊護士的回應率為 48.9%，登記護士的回應率為 42.3%。至於統計調查所涵蓋在 2004 年 8 月 31 日並無有效執業證明書的 9 092 名護士回應率則為 3.8%(註冊護士)及 3.3%(登記護士)。需注意的是，由於大部分沒有有效執業證明書的護士所填報的通訊地址現在已不是最新資料，故超過一半寄出的信件被退回。統計調查的結果，是根據所有於 2004 年 8 月 31 日持有有效執業證明書的 15 782 名回應護士所提供的資料而製備的。

### Registered Nurses

- Of the 12 205 responding RN, 10 572 RN were “economically active”<sup>\*†</sup>(active), while 1 588 reported to be “economically inactive”<sup>\*‡</sup>(inactive) in the local nursing/midwifery profession (*Chart A*).
- Of the 10 572 active RN, 66 RN were seeking jobs in the nursing/midwifery profession and another 50 RN were waiting to take up new job in the nursing/midwifery profession, starting business in the nursing/midwifery profession at subsequent date, or expecting to return to the original job in the nursing/midwifery profession, etc. during the 30 days before the Survey.

### 註冊護士

- 在 12 205 名作出回應的註冊護士中，10 572 名在本港護理／助產學專業“從事經濟活動”<sup>\*†</sup>(在職)，1 588 名據報在本港護理／助產學專業“非從事經濟活動”<sup>\*‡</sup>(非在本港從事業內工作)(圖甲)。
- 在 10 572 名在職註冊護士中，66 名在統計日前 30 天內正在找尋護理／助產學專業工作，另 50 名註冊護士正等待上任新的護理／助產學專業工作、即將開展護理／助產學專業的生意或期待重返原任的護理／助產學專業崗位等情況。

\* In the Survey, the criteria used in defining economically active and inactive followed those recommended by the International Labour Organization, which are also being used by the Census and Statistics Department in Hong Kong.

是次統計調查中用以界定從事經濟活動及非從事經濟活動的準則，均參照國際勞工組織所提出並獲香港政府統計處所採用的建議。

† “Economically active” RN comprised all “employed” and “unemployed” RN. The “employed” RN referred to those RN practising in the nursing/midwifery profession in Hong Kong during the survey period, while the “unemployed” RN referred to those RN who (a) were not practising in the local nursing/midwifery profession during the survey period; (b) had sought work in the nursing/midwifery profession during the 30 days before the Survey; and (c) had been available for work during the seven days before the Survey.

“從事經濟活動”的註冊護士包括所有“就業”及“待業”註冊護士。“就業”註冊護士是指統計調查期間在本港從事護理／助產學專業的註冊護士，而“待業”註冊護士則指(a)在統計調查期間並非在本港從事護理／助產學專業；(b)在統計日前 30 天內正在找尋護理／助產學專業工作；及(c)在統計日前 7 天內能夠上班的註冊護士。

‡ “Economically inactive” RN comprised the RN who were not practising in the nursing/midwifery profession in Hong Kong during the survey period, but excluding those who had been on leave during the survey period and who were “unemployed”.

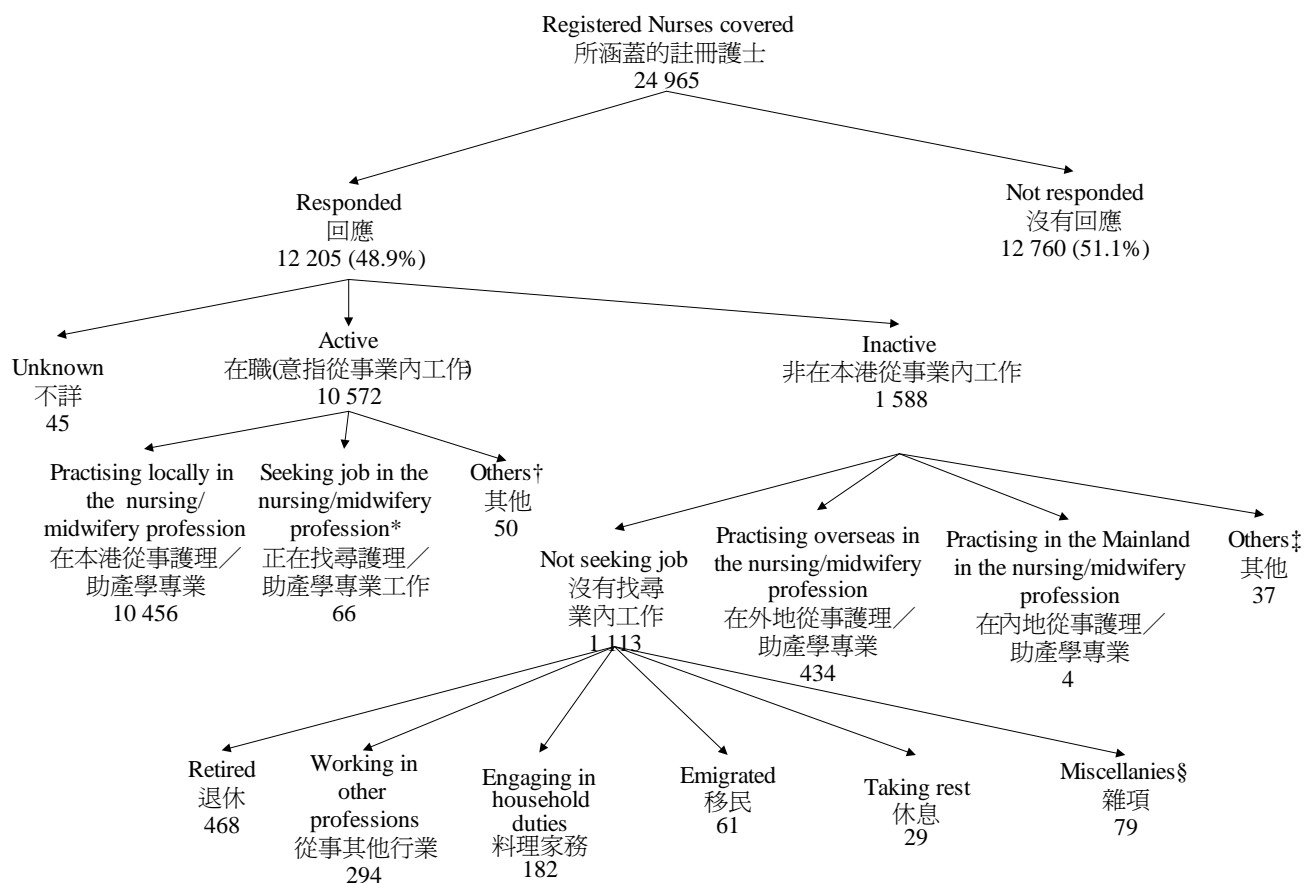
“非從事經濟活動”的註冊護士包括在統計調查期間並非在本港從事護理／助產學專業的註冊護士，但不包括在統計調查期間休假及“待業”的註冊護士。

- The survey findings presented below were based on the 10 456 responding RN practising in the local nursing/midwifery profession as at 31.8.2004. As certain questionnaires contained missing information, percentages presented below may not add up to 100%.
- (i) Among the 10 456 active RN enumerated, 93.8% were in the general stream, and those in psychiatric stream only accounted for 6.2%.
- (ii) Among the 10 456 active RN enumerated, 1 114 (10.7%) were male and 9 342 (89.3%) were female, giving an overall sex ratio of 12 (males per 100 females). Two RN did not indicate their age, and the median age of the remaining 10 454 active RN enumerated was 37.0 years old.
- (iii) Regarding the main job\*, the distribution by sector showed that the Hospital Authority (73.4%) accounted for the largest proportion, followed by the private sector (11.8%) and the Government (7.8%).
- (iv) Of the 10 456 active RN enumerated, 23.3% spent most of their working time in medicine, surgery (15.1%), paediatrics (6.8%), ambulatory / outpatients (5.8%), administration / management (5.8%), mental health / psychiatric / addiction (5.5%), public health (4.7%) and obstetrics (4.5%).
- (v) The median number of hours of work (excluding meal breaks) per week of the 10 456 active RN enumerated was 44.0 hours. 1 107 (10.6%) RN were required to undertake on-call duty in their posts and their median number of hours of on-call duty (excluding normal duty) per week amounted to 16.0 hours.
- (vi) 101 (1.0%) reported that they had had second jobs\*.
- The distribution of the 1 588 inactive RN was as follows (*Chart A*):
- (i) 434 RN reported practising overseas and four reported practising in the Mainland.
- (ii) 1 113 RN reported not practising in the nursing/midwifery profession in Hong Kong and not seeking job in the nursing/midwifery profession during the 30 days before the Survey. Among these, the reasons reported included: retired (42.0%) (with median age being 56.0 years old), working in other professions (26.4%), engaging in household duties (16.4%) and emigrated (5.5%). The remaining 9.7% reported taking rest, undertaking study, having sickness, etc.
- 下文所載的統計調查結果，是根據 10 456 名於 2004 年 8 月 31 日在本港從事護理／助產學專業的註冊護士所提供的資料而製備的。由於部分問卷資料不全，下文所載的百分比總和可能不等於 100%。
- (i) 經點算的 10 456 名在職註冊護士中，93.8% 從事普通科工作，從事精神科工作的只佔 6.2%。
- (ii) 經點算的 10 456 名在職註冊護士中，1 114 (10.7%) 為男性，9 342 名 (89.3%) 為女性，整體性別比率為 12 (每百名女性的男性人數)。有 2 名註冊護士沒有註明年齡，餘下 10 454 名經點算在職註冊護士的整體年齡中位數為 37.0 歲。
- (iii) 按主要職位\* 所屬機構類型劃分的分布資料顯示，在醫院管理局工作的經點算在職註冊護士 (73.4%) 佔最大部分，其餘依次為私營機構 (11.8%) 及政府 (7.8%)。
- (iv) 經點算的 10 456 名在職註冊護士中，把大部分工作時間用於內科的佔 23.3%，用於外科 (15.1%)、兒科 (6.8%)、普通科／門診 (5.8%)、行政／管理 (5.8%)、精神健康／精神科／戒毒 (5.5%)、公共衛生 (4.7%) 及產科 (4.5%)。
- (v) 經點算的 10 456 名在職註冊護士每週工作時數中位數 (不計用膳時間) 為 44.0 小時。1 107 名 (10.6%) 註冊護士在現任職位中須擔任隨時候召工作。他們的每週隨時候召工作時數中位數 (不計日常職務時間) 為 16.0 小時。
- (vi) 101 名 (1.0%) 在職註冊護士報稱兼有次要職位\*。
- 非在本港從事業內工作的 1 588 名註冊護士的分布資料如下 (*圖甲*):
- (i) 434 名註冊護士據報在外地執業，另有 4 名在內地執業。
- (ii) 1 113 名註冊護士據報並非在本港從事護理／助產學專業工作，而在統計日前 30 天內亦無找尋業內工作。這些註冊護士當中，沒有尋找業內工作的原因包括：退休 (42.0%) (年齡中位數為 56.0 歲)、從事其他行業 (26.4%)、料理家務 (16.4%)、移民 (5.5%)，餘下的 9.7% 則填報休息、進修或有病在身等項目。

\* Main jobs referred to the jobs in which the RN had spent most of their working time, whereas the second job could be part-time jobs.  
主要職位是指佔註冊護士大部分工作時間的職位，而次要職位則可以是兼職職位。

**Chart A : Activity Status of Registered Nurses Covered**

**圖甲： 所涵蓋註冊護士的經濟活動身分**



Notes : \* Figure refers to the number of responding RN who (a) were not practising in the nursing/midwifery profession in Hong Kong during the survey period; (b) had sought work in the nursing/midwifery profession during the 30 days before the Survey; and (c) had been available for work during the seven days before the Survey.

註釋

有關數字指(a)在統計調查期間並非在本港從事護理／助產學專業；(b)在統計日前 30 天內正在找尋護理／助產學專業工作；及(c)在統計日前 7 天內能夠上班的註冊護士人數。

† Figure refers to the number of responding RN who (a) were not practising in the nursing/midwifery profession in Hong Kong during the survey period; and (b) had been available for work during the seven days before the Survey; and (c) were waiting to take up new job in the nursing/midwifery profession, starting business at subsequent date, or expecting to return to their original jobs in the nursing/midwifery profession etc. during the 30 days before the Survey.

有關數字指(a)在統計調查期間並非在本港從事護理／助產學專業；(b)在統計日前 7 天內能夠上班；及(c)在統計日前 30 天內正等待上任新的護理／助產學專業工作、即將開展護理／助產學專業的生意或期待重返原任的護理／助產學專業崗位等情況的註冊護士人數。

‡ Figure refers to the number of responding RN who (a) were not practising in the nursing/midwifery profession in Hong Kong during the survey period; (b) had sought work in the nursing/midwifery profession during the 30 days before the Survey; but (c) were not available for work during the seven days before the Survey.

有關數字指(a)在統計調查期間並非在本港從事護理／助產學專業；(b)在統計日前 30 天內正在找尋護理／助產學專業工作；及(c)在統計日前 7 天內不能上班的註冊護士人數。

§ Figure refers to the number of responding RN who reported undertaking study, having sickness, etc.  
有關數字指填報正在進修或有病在身等項目的註冊護士人數。

## Enrolled Nurses

- Of the 3 577 responding EN, 3 166 EN were “economically active”<sup>\*†</sup>(active), while 393 reported to be “economically inactive”<sup>\*‡</sup>(inactive) in the local nursing/midwifery profession (**Chart B**).

## 登記護士

- 在 3 577 名作出回應的登記護士中，有 3 166 名登記護士在本港護理／助產學專業“從事經濟活動”<sup>\*†</sup>(在職)，有 393 名據報在本港護理／助產學專業“非從事經濟活動”<sup>\*‡</sup>(非在本港從事業內工作)(**圖乙**)。

- Of the 3 166 active EN, 16 EN were seeking jobs in the nursing/midwifery profession and another 18 EN were waiting to take up new job in the nursing/midwifery profession, starting business in the nursing/midwifery profession at subsequent date, or expecting to return to the original job in the nursing/midwifery profession, etc. during the 30 days before the Survey.
- The survey findings presented below were based on the 3 132 responding EN practising in the local nursing/midwifery profession as at 31.8.2004. As certain questionnaires contained missing information, percentages presented below may not add up to 100%.
  - (i) Among the 3 132 active EN enumerated, 91.0% were in the general stream, and those in psychiatric stream only accounted for 9.0%.
  - (ii) Among the 3 132 active EN enumerated, 225 (7.2%) were male and 2 907 (92.8%) were female, giving an overall sex ratio of 8 (males per 100 females). The median age of the 3 132 active EN enumerated was 38.0 years old.
  - (iii) Regarding the main job<sup>§</sup>, the distribution by sector showed that the Hospital Authority (48.4%) accounted for the largest proportion, followed by the private sector (22.6%) and the academic and subvented sectors (21.1%).
  - (iv) Of the 3 132 active EN enumerated, 21.6% spent most of their working time in residential care, followed by medicine (15.6%), ambulatory / outpatients (11.6%), surgery (9.3%), mental health / psychiatric /addiction (8.0%) and rehabilitation (7.0%).
  - (v) The median number of hours of work (excluding meal breaks) per week of the 3 132 active EN enumerated was 44.0 hours. 393 (12.5%) EN were required to undertake on-call duty in their posts. Their median number of hours of on-call duty (excluding normal duty) per week amounted to 9.0 hours.
  - (vi) 16 (0.5%) reported that they had had second job<sup>§</sup>.
- 在 3 166 名在職登記護士中，16 名登記護士在統計日前 30 天內正在找尋護理／助產學專業工作，另有 18 名登記護士正等待上任新的護理／助產學專業工作、即將開展護理／助產學專業的生意或期待重返原任的護理／助產學專業崗位等情況。
- 下文所載的統計調查結果，是根據 3 132 名於 2004 年 8 月 31 日在本港從事護理／助產學專業的登記護士所提供的資料而製備的。由於部分問卷資料不全，下文所載的百分比總和可能不等於 100%。
  - (i) 經點算的 3 132 名在職登記護士中，91.0% 從事普通科工作，從事精神科工作的只佔 9.0%。
  - (ii) 經點算的 3 132 名在職登記護士中，225 (7.2%) 為男性，2 907 名 (92.8%) 為女性，整體性別比率為 8 (每百名女性的男性人數)。3 132 名經點算在職登記護士的整體年齡中位數為 38.0 歲。
  - (iii) 按主要職位<sup>§</sup>所屬機構類型劃分的分布資料顯示，在醫院管理局工作的經點算在職登記護士 (48.4%) 佔最大部分，其餘依次為私營機構 (22.6%) 及學術和資助機構 (21.1%)。
  - (iv) 經點算的 3 132 名在職登記護士中，把大部分工作時間用於院舍護理的佔 21.6%，其餘依次為內科 (15.6%)、普通科／門診 (11.6%)、外科 (9.3%)、精神健康／精神科／戒毒 (8.0%) 及康復 (7.0%)。
  - (v) 經點算的 3 132 名在職登記護士每週工作時數中位數 (不計用膳時間) 為 44.0 小時。393 名 (12.5%) 登記護士在現任職位中須擔任隨時候召工作。他們的每週隨時候召工作時數中位數 (不計日常職務時間) 為 9.0 小時。
  - (vi) 16 名 (0.5%) 在職登記護士報稱兼有次要職位<sup>§</sup>。

\* In the Survey, the criteria used in defining economically active and inactive followed those recommended by the International Labour Organization, which are also being used by the Census and Statistics Department in Hong Kong.

是次統計調查中用以界定從事經濟活動及非從事經濟活動的準則，均參照國際勞工組織所提出並獲香港政府統計處所採用的建議。

† “Economically active” EN comprised all “employed” and “unemployed” EN. The “employed” EN referred to those EN practising in the nursing/midwifery profession in Hong Kong during the survey period, while the “unemployed” EN referred to those EN who (a) were not practising in the local nursing/midwifery profession during the survey period; (b) had sought work in the nursing/midwifery profession during the 30 days before the Survey; and (c) had been available for work during the seven days before the Survey.

“從事經濟活動”的登記護士包括所有“就業”及“待業”登記護士。“就業”登記護士是指統計調查期間在本港從事護理／助產學專業的登記護士，而“待業”登記護士則指(a)在統計調查期間並非在本港從事護理／助產學專業；(b)在統計日前 30 天內正在找尋護理／助產學專業工作；及(c)在統計日前 7 天內能夠上班的登記護士。

‡ “Economically inactive” EN comprised the EN who were not practising in the nursing/midwifery profession in Hong Kong during the survey period, but excluding those who had been on leave during the survey period and who were “unemployed”.

“非從事經濟活動”的登記護士包括在統計調查期間並非在本港從事護理／助產學專業的登記護士，但不包括在統計調查期間休假及“待業”的登記護士。

§ Main jobs referred to the jobs in which the EN had spent most of their working time, whereas the second job could be part-time jobs.

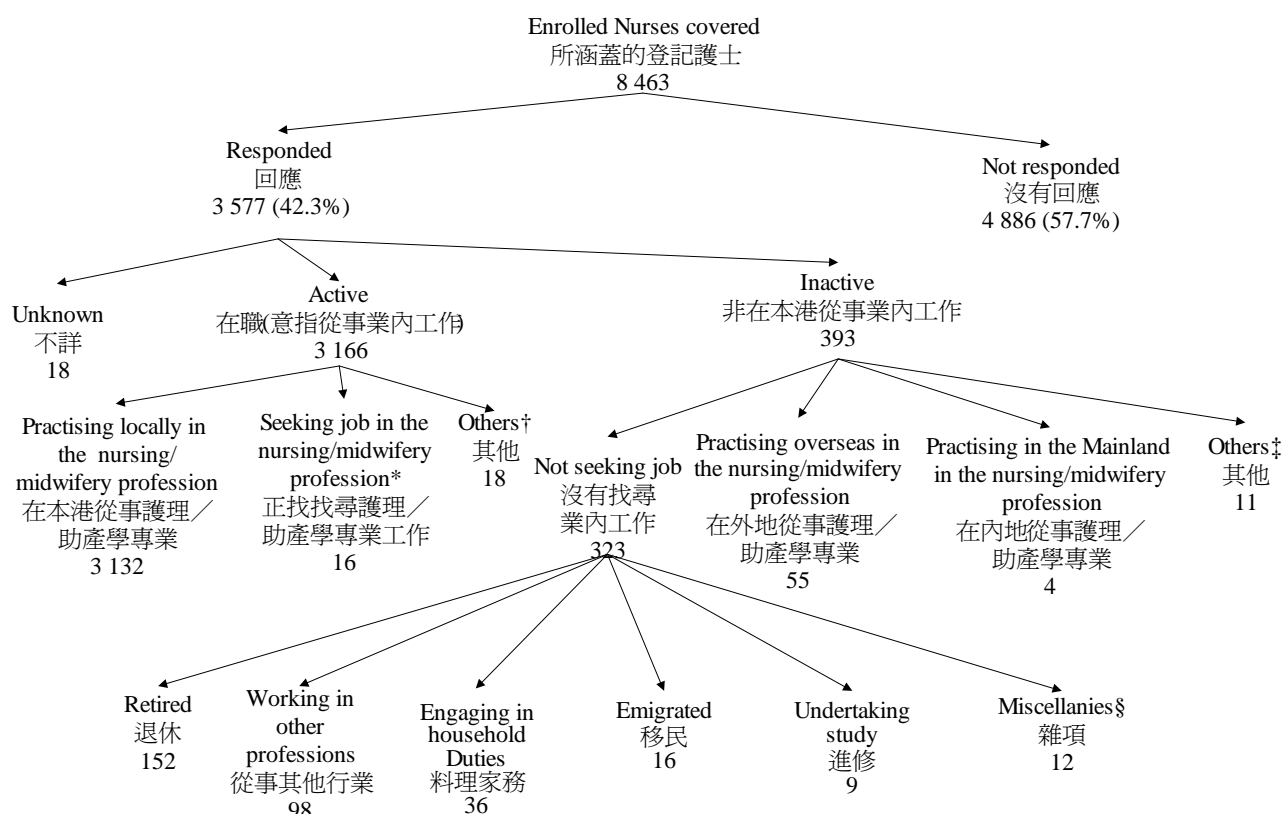
主要職位是指佔登記護士大部分工作時間的職位，而次要職位則可以是兼職職位。

- The distribution of the 393 inactive EN was as follows (**Chart B**):
- 55 EN reported practicing overseas and four reported practising in the Mainland.
  - 323 EN reported not practising in the nursing/midwifery profession in Hong Kong and not seeking job in the nursing/midwifery profession during the 30 days before the Survey. Among these, the reasons reported included: retired (47.1%) (with median age being 55.5 years old), working in other professions (30.3%), engaging in household duties (11.1%) and emigrated (5.0%). The remaining 6.5% reported undertaking study, taking rest, having sickness, etc.

- 非在本港從事業內工作的 393 名登記護士的分布資料如下(圖乙):
- 55名登記護士據報在外地執業，另有4名在內地執業。
  - 323名登記護士據報並非在本港從事護理／助產學專業工作，而在統計日前30天內亦無找尋業內工作。這些登記護士當中，沒有尋找業內工作的原因包括：退休(47.1%)(年齡中位數為55.5歲)、從事其他行業(30.3%)、料理家務(11.1%)、移民(5.0%)，餘下的6.5%則填報進修、休息或有病在身等項目。

**Chart B : Activity Status of Enrolled Nurses Covered**

**圖乙： 所涵蓋登記護士的經濟活動身分**



Notes : \* Figure refers to the number of responding EN who (a) were not practising in the nursing/midwifery profession in Hong Kong during the survey period; (b) had sought work in the nursing/midwifery profession during the 30 days before the Survey; and (c) had been available for work during the seven days before the Survey.

有關數字指(a)在統計調查期間並非在本港從事護理／助產學專業；(b)在統計日前 30 天內正在找尋護理／助產學專業工作；及(c)在統計日前 7 天內能夠上班的登記護士人數。

† Figure refers to the number of responding EN who (a) were not practising in the nursing/midwifery profession in Hong Kong during the survey period; (b) had been available for work during the seven days before the Survey; and (c) were waiting to take up new job in the nursing/midwifery profession, starting business at subsequent date, or expecting to return to their original jobs in the nursing/midwifery profession etc. during the 30 days before the Survey.

有關數字指(a)在統計調查期間並非在本港從事護理／助產學專業；(b)在統計日前 7 天內能夠上班；及(c)在統計日前 30 天內正等待上任新的護理／助產學專業工作、即將開展護理／助產學專業的生意或期待重返原任的護理／助產學專業崗位等情況的登記護士人數。

‡ Figure refers to the number of responding EN who (a) were not practising in the nursing/midwifery profession in Hong Kong during the survey period; (b) had sought work in the nursing/midwifery profession during the 30 days before the Survey; but (c) were not available for work during the seven days before the Survey.

有關數字指(a)在統計調查期間並非在本港從事護理／助產學專業；及(b)在統計日前 30 天內正在找尋護理／助產學專業工作；及(c)在統計日前 7 天內不能上班的登記護士人數。

§ Figure refers to the number of responding EN who reported taking rest, having sickness, etc.

有關數字指填報休息或有病在身等項目的登記護士人數。

## Midwives

- The midwives covered in the 2004 HMS were midwives (excluding registered nurses or enrolled nurses holding valid practising certificates in midwifery as at 31.8.2004) registered with the Midwives Council of Hong Kong under the Midwives Registration Ordinance (Chapter 162) and held valid practising certificates as at the survey reference date - 31.8.2004.
- The number of midwives covered in the 2004 HMS was 229.
- Of the 229 midwives covered, 92 had responded to the Survey, giving an overall response rate of 40.2%. As the number of midwives involved was very small, interpretation of the corresponding statistics should be cautious. As at 31.8.2004, 37 of the responding midwives were economically active\*† (“active”) while 54 reported to be economically inactive\*‡ (“inactive”) in the local nursing/midwifery profession (Chart C).
- Of the 37 active midwives enumerated, four midwives were seeking jobs in the nursing/midwifery profession during the 30 days before the Survey.
- The survey findings presented below were based on the 33 responding midwives practising in the local nursing/midwifery profession as at 31.8.2004. As certain questionnaires contained missing information, percentages presented below may not add up to 100%.
  - (i) All the 33 active midwives enumerated were female and their median age was 52.0 years old.
  - (ii) Regarding the main job§, the distribution by sector showed that a large proportion was either working in the Hospital Authority (45.5%) or the private sector (33.3%). Those working in the Government comprised 18.2%.
  - (iii) Of the 33 active RM enumerated, 66.7% spent most of their working time in obstetrics, followed by public health (9.1%).
  - (iv) The median number of hours of work (excluding meal breaks) per week of the 33 active midwives enumerated was 44.0 hours. Two (6.1%) midwives were required to undertake on-call duty in their posts. Their median number of hours of on-call duty (excluding normal duty) per week amounted to 113.0 hours.
  - (v) Two (6.1%) reported that they had had second jobs§.

\* In the Survey, the criteria used in defining economically active and inactive followed those recommended by the International Labour Organization, which are also being used by the Census and Statistics Department in Hong Kong.

† “Economically active” midwives comprised all “employed” and “unemployed” midwives. The “employed” midwives referred to those midwives practising in the nursing/midwifery profession in Hong Kong during the survey period, while the “unemployed” midwives referred to those midwives who (a) were not practising in the local nursing/midwifery profession during the survey period; (b) had sought work in the nursing/midwifery profession during the 30 days before the Survey; and (c) had been available for work during the seven days before the Survey.

‡ “Economically inactive” midwives comprised the responding midwives who were not practising in the nursing/midwifery profession in Hong Kong during the survey period, but excluding those who had been on leave during the survey period and who were “unemployed”.

§ Main jobs referred to the jobs in which the midwives had spent most of their working time, whereas the second job could be part-time jobs.

主要職位是指佔助產士大部分工作時間的職位，而次要職位則可以是兼職職位。

## 助產士

- 2004 年的醫療衛生服務人力統計調查，涵蓋截至調查點算當日(即 2004 年 8 月 31 日)已根據《助產士註冊條例》(第 162 章)的規定向香港助產士管理局註冊並持有效執業證明書的助產士(但不包括於 2004 年 8 月 31 日持有助產士有效執業證明書的註冊護士或登記護士)。
- 2004 年醫療衛生服務人力統計調查所涵蓋的助產士人數為 229 名。
- 在統計調查所涵蓋的 229 名助產士中，92 名作出回應，整體回應率為 40.2%。由於所涉及的助產士人數很少，故詮釋有關統計數字時必須小心謹慎。在回應者中，37 名助產士於 2004 年 8 月 31 日在本港護理／助產學專業從事經濟活動\*†(在職)，有 54 名據報並非在本港護理／助產學專業從事經濟活動\*‡(非在本港從事業內工作)(圖丙)。
- 在 37 名經點算的在職助產士中，4 名助產士在統計日前 30 天內正在找尋護理／助產學專業工作。
- 下文所載的統計調查結果，是根據 33 名於 2004 年 8 月 31 日在本港從事護理／助產學專業的助產士所提供的資料而製備的。由於部分問卷資料不全，下文所載的百分比總和可能不等於 100%。
  - (i) 經點算的 33 名在職助產士均為女性，他們的整體年齡中位數為 52.0 歲。
  - (ii) 按主要職位§所屬機構類型劃分的分布資料顯示，大部分經點算在職助產士在醫院管理局(45.5%)或私營機構(33.3%)工作，在政府工作的助產士則佔 18.2%。
  - (iii) 33 名經點算的在職註冊助產士中，把大部分工作時間用於產科的佔 66.7%，其次為公共衛生(9.1%)。
  - (iv) 經點算的 33 名在職助產士每週工作時數中位數(不計用膳時間)為 44.0 小時。2 名(6.1%)助產士在現任職位中須擔任隨時候召工作。他們的每週隨時候召工作時數中位數(不計日常職務時間)為 113.0 小時。
  - (v) 有 2 名(6.1%)在職助產士報稱兼有次要職位§。

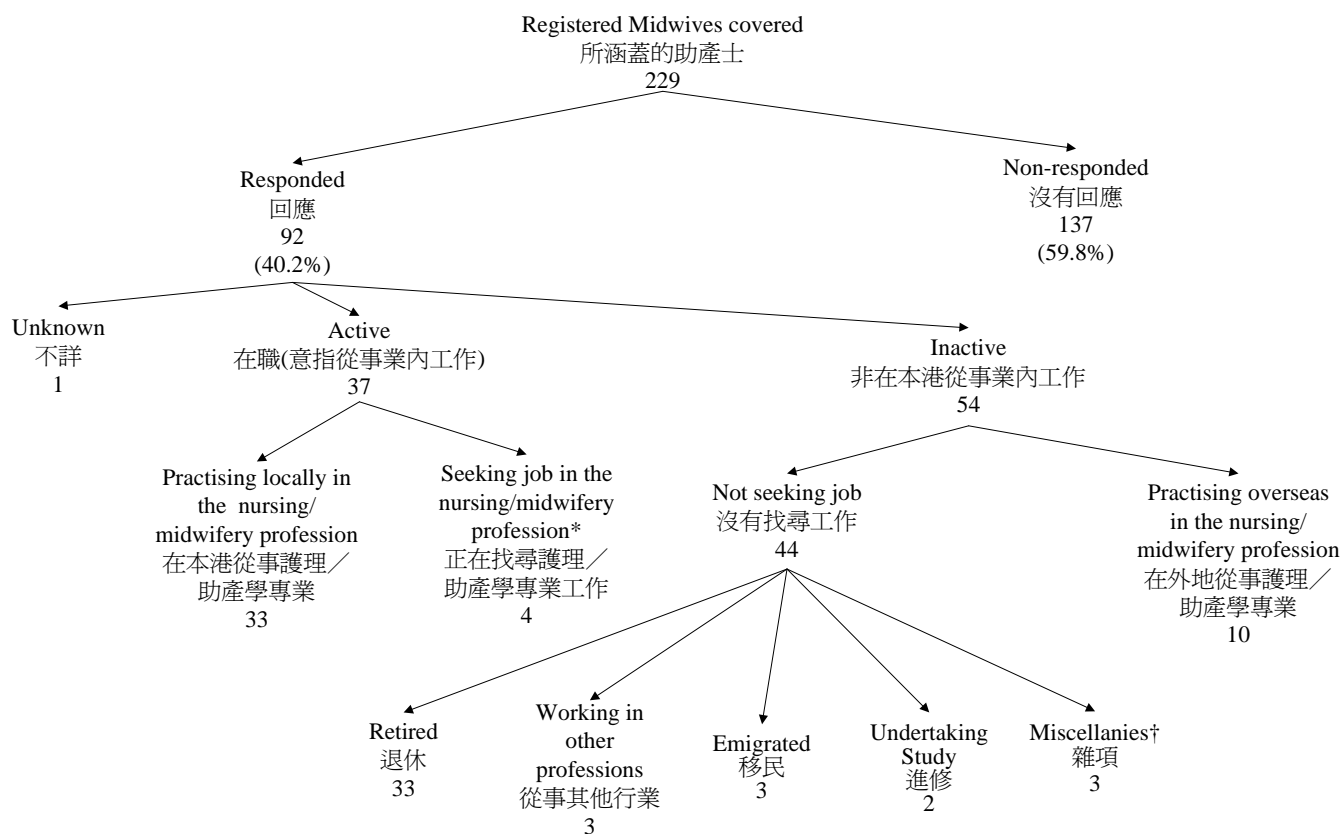
➤ The distribution of the 54 inactive midwives was as follows (Chart C):

- (i) Ten midwives reported practising overseas.
- (ii) 44 midwives reported not practising in the nursing/midwifery profession in Hong Kong and not seeking job in the nursing/midwifery profession during the 30 days before the Survey. Among these, the reasons reported included: retired (75.0%) (with median age being 57.0 years old), working in other professions (6.8%), emigrated (6.8%) and undertaking study (4.5%). The remaining 6.8% reported being engaged in voluntary work or taking rest.

➤ 非在本港從事業內工作的54名助產士的分布資料如下(圖丙):

- (i) 有10名助產士據報在外地執業。
- (ii) 44名助產士據報並非在本港從事護理／助產學專業工作，而在統計日前30天內亦無找尋業內工作。這些助產士當中，沒有尋找業內工作的原因包括：退休(75.0%)(年齡中位數為57.0歲)、從事其他行業(6.8%)、移民(6.8%)及進修(4.5%)，餘下的6.8%則填報從事義務工作或休息。

**Chart C : Activity Status of Midwives Covered**  
圖丙： 所涵蓋助產士的經濟活動身分



Notes : \* Figure refers to the number of responding midwives who (a) were not practising in the nursing/midwifery profession in Hong Kong during the survey period; (b) had sought work in the nursing/midwifery profession during the 30 days before the Survey; and (c) had been available for work during the seven days before the Survey.

有關數字指(a)在統計調查期間並非在本港從事護理／助產學專業；(b)在統計日前30天內正在找尋護理／助產學專業工作；及(c)在統計日前7天內能夠上班的助產士人數。

† Figure refers to the number of responding midwives who reported being engaged in voluntary work or taking rest.  
有關數字指填報從事義務工作或休息的助產士人數。